



# GULFSTREAM G650 MARKET OVERVIEW

## NOVEMBER 2015



## GULFSTREAM G650/ER MARKET OVERVIEW NOVEMBER 2015

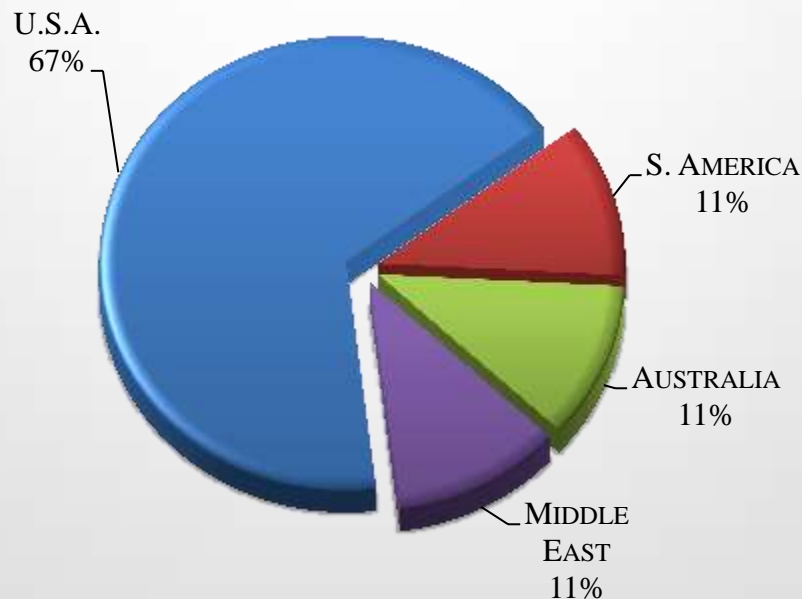
Currently, there are 7 G650s for sale of 79 aircraft, representing 8.9% of the active fleet, and 2 G650ERs for sale of 66 aircraft, representing 3% of the active fleet.

*A number of G650s have been re-designated as G650ERs.*

AIRCRAFT SUMMARY	LOW	HIGH	AVERAGE
ASKING PRICE	\$59,950,000	\$72,500,000	\$67,788,000
AIRFRAME TOTAL TIME	38	1,618	654
MANUFACTURE YEAR	2011	2015	2013
DAYS ON MARKET	27	375	167

*FIGURES BASED ON ASKING PRICES, NOT SALES PRICES. BASED ON 9 AIRCRAFT PRICES AND 9 AIRCRAFT FOR SALE*

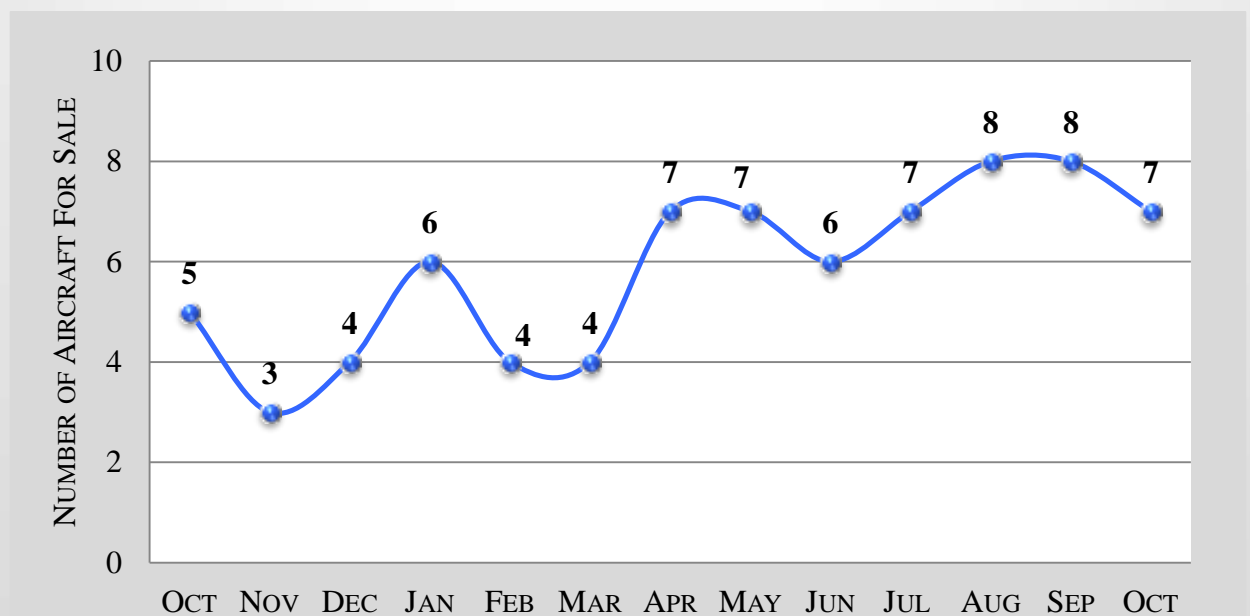
### CURRENT GULFSTREAM G650/ER MARKET BY SELLER LOCATION



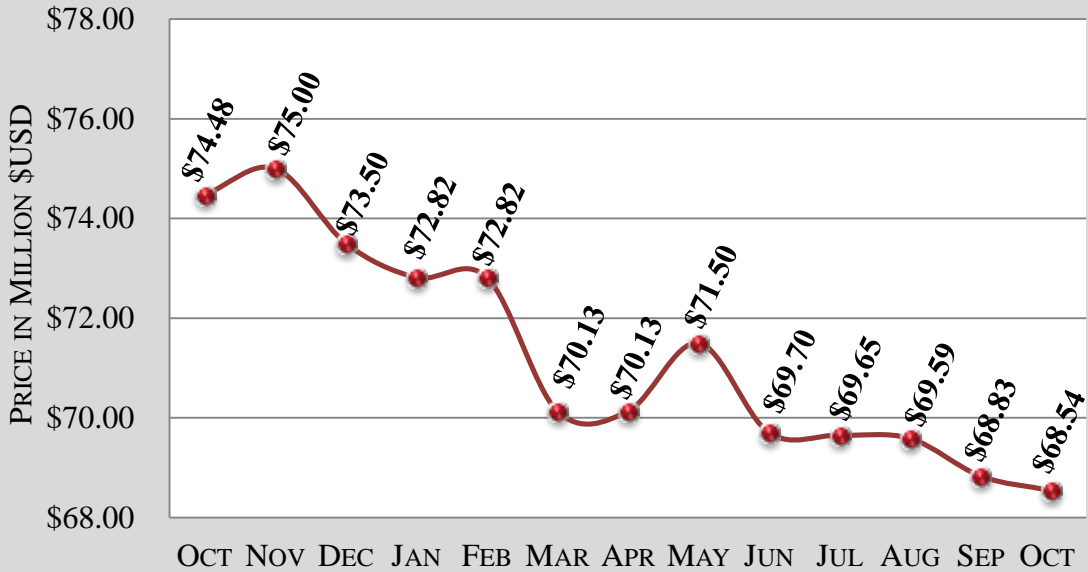
GULFSTREAM G650/ER – 6 MONTH MARKET HISTORY

MONTH	MAY	JUN	JUL	AUG	SEP	OCT	AVERAGE
AVERAGE ASK PRICE	\$70.1M	\$69.7M	\$69.7M	\$69.6M	\$68.8M	\$68.5M	\$69.4M
NUMBER FOR SALE	7	6	7	8	8	7	7
ACTIVE FLEET	116	116	118	124	58	62	99
PERCENTAGE FOR SALE	6%	5.2%	5.9%	6.5%	13.8%	13.8%	8.5%
AVERAGE YEAR	2012	2012	2013	2013	2012	2013	2013
AVERAGE DAYS ON MARKET	109	119	122	156	143	163	135
AVERAGE AIRFRAME TIME	589	671	649	775	842	764	715
TRANSACTIONS	0	2	0	1	0	2	5 TOTAL

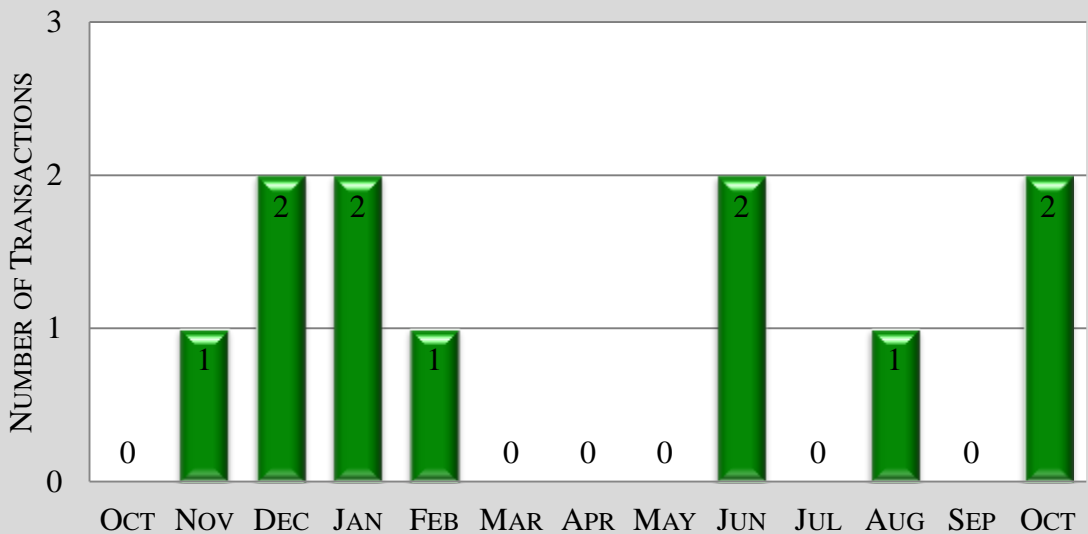
GULFSTREAM G650/ER – 12 MONTH FOR SALE INVENTORY HISTORY



## GULFSTREAM G650/ER – 12 MONTH ASKING PRICE TREND



## GULFSTREAM G650/ER – 12 MONTH TRANSACTION HISTORY



## GULFSTREAM G650/ER – AIRCRAFT BLUE BOOK VALUATIONS

YEAR	AVERAGE RETAIL	AVERAGE WHOLESALE	TREND
2012	\$65,000,000	\$57,691,000	-\$887,000
2013	\$67,000,000	\$59,466,000	NO CHANGE
2014*ER	\$68,000,000	\$60,353,000	NO CHANGE
2015*ER	\$70,000,000	\$62,129,000	-\$2,662,000

*THE ABOVE DATA IS UPDATED QUARTERLY.*

## GULFSTREAM G650/ER – VREF VALUATIONS

YEAR	AVERAGE RETAIL	AVERAGE WHOLESALE	TREND
2012	\$64,000,000	\$58,752,000	-\$2,000,000
2013	\$65,500,000	\$60,129,000	-\$2,000,000
2014	\$67,000,000	\$61,506,000	-\$2,000,000
2015	\$64,500,000	\$57,405,000	NO CHANGE
2015ER	\$66,500,000	\$59,185,000	NO CHANGE

*THE ABOVE DATA IS UPDATED QUARTERLY*

**GULFSTREAM G650/ER MARKET DETAILS AS OF NOVEMBER 2015  
ARRANGED BY YEAR OF MANUFACTURE**

YEAR	PRICE	DAYS ON MARKET	AIRFRAME TOTAL TIME	LOCATION
2011	\$59,950,000	375	1,618	Middle East
2012	\$69,750,000	221	568	U.S.A.
2012	\$64,999,000	171	767	U.S.A.
2012	\$65,995,000	88	633	U.S.A.
2012	\$68,500,000	146	1,494	U.S.A.
2013	\$72,500,000	326	40	S. America
2013	\$68,000,000	27	685	U.S.A.
2015	\$68,900,000	47	41	U.S.A.
2015	\$71,500,000	102	38	Australia

**GULFSTREAM G650/ER MARKET DETAILS AS OF NOVEMBER 2015  
ARRANGED BY ASKING PRICE**

YEAR	PRICE	DAYS ON MARKET	AIRFRAME TOTAL TIME	LOCATION
2011	\$59,950,000	375	1,618	Middle East
2012	\$64,999,000	171	767	U.S.A.
2012	\$65,995,000	88	633	U.S.A.
2013	\$68,000,000	27	685	U.S.A.
2012	\$68,500,000	146	1,494	U.S.A.
2015	\$68,900,000	47	41	U.S.A.
2012	\$69,750,000	221	568	U.S.A.
2015	\$71,500,000	102	38	Australia
2013	\$72,500,000	326	40	S. America

**GULFSTREAM G650/ER MARKET DETAILS AS OF NOVEMBER 2015  
ARRANGED BY DAYS ON MARKET**

YEAR	PRICE	DAYS ON MARKET	AIRFRAME TOTAL TIME	LOCATION
2013	\$68,000,000	27	685	U.S.A.
2015	\$68,900,000	47	41	U.S.A.
2012	\$65,995,000	88	633	U.S.A.
2015	\$71,500,000	102	38	Australia
2012	\$68,500,000	146	1,494	U.S.A.
2012	\$64,999,000	171	767	U.S.A.
2012	\$69,750,000	221	568	U.S.A.
2013	\$72,500,000	326	40	S. America
2011	\$59,950,000	375	1,618	Middle East

**GULFSTREAM G650/ER MARKET DETAILS AS OF NOVEMBER 2015  
ARRANGED BY TOTAL TIME ON AIRFRAME**

YEAR	PRICE	DAYS ON MARKET	AIRFRAME TOTAL TIME	LOCATION
2015	\$71,500,000	102	38	Australia
2013	\$72,500,000	326	40	S. America
2015	\$68,900,000	47	41	U.S.A.
2012	\$69,750,000	221	568	U.S.A.
2012	\$65,995,000	88	633	U.S.A.
2013	\$68,000,000	27	685	U.S.A.
2012	\$64,999,000	171	767	U.S.A.
2012	\$68,500,000	146	1,494	U.S.A.
2011	\$59,950,000	375	1,618	Middle East



**GULFSTREAM G650/ER MARKET DETAILS AS OF NOVEMBER 2015  
ARRANGED BY LOCATION**

YEAR	PRICE	DAYS ON MARKET	AIRFRAME TOTAL TIME	LOCATION
2015	\$71,500,000	102	38	Australia
2011	\$59,950,000	375	1,618	Middle East
2013	\$72,500,000	326	40	S. America
2015	\$68,900,000	47	41	U.S.A.
2012	\$69,750,000	221	568	U.S.A.
2012	\$65,995,000	88	633	U.S.A.
2013	\$68,000,000	27	685	U.S.A.
2012	\$64,999,000	171	767	U.S.A.
2012	\$68,500,000	146	1,494	U.S.A.

**GULFSTREAM G650/ER MARKET DETAILS AS OF NOVEMBER 2015  
RECENT CHANGES TO FOR-SALE INVENTORY**

YEAR	PRICE	DOM	TTAF	LOCATION	STATUS
2012	\$64,995,000	241	2,003	U.S.A.	<i>Sale Pending 2015-12</i>
2012	\$69,995,000	208	n/a	U.S.A.	<i>Sold 2015-10</i>
2014	\$69,990,000	350	49	U.S.A.	<i>Deal Pending 2015-09</i>
2015	\$72,000,000	62	20	Europe	<i>Not Yet Delivered</i>



# GULFSTREAM G650 MARKET OVERVIEW

## NOVEMBER 2015



ALTUS AVIATION

ELITE SERVICE FOR ELITE CLIENTS