



## GULFSTREAM G650/ER MARKET OVERVIEW JANUARY 2020

Currently, there are 7 Gulfstream G650s for sale of 207 aircraft,  
 representing 3% of the active fleet,  
 and 7 Gulfstream G650ERs for sale of 206 aircraft, representing 3% of the active fleet.

### CURRENT GULFSTREAM G650/ER MARKET SUMMARY

AIRCRAFT SUMMARY	LOW	HIGH	AVERAGE
ASKING PRICE	\$38,900,000	\$59,995,000	\$48,346,000
AIRFRAME TOTAL TIME	101	2,154	1,186
MANUFACTURE YEAR	2013	2019	2016
DAYS ON MARKET	33	312	139

*FIGURES BASED ON ASKING PRICES, NOT SALES PRICES. BASED ON 14 AIRCRAFT PRICES AND 14 AIRCRAFT FOR SALE*

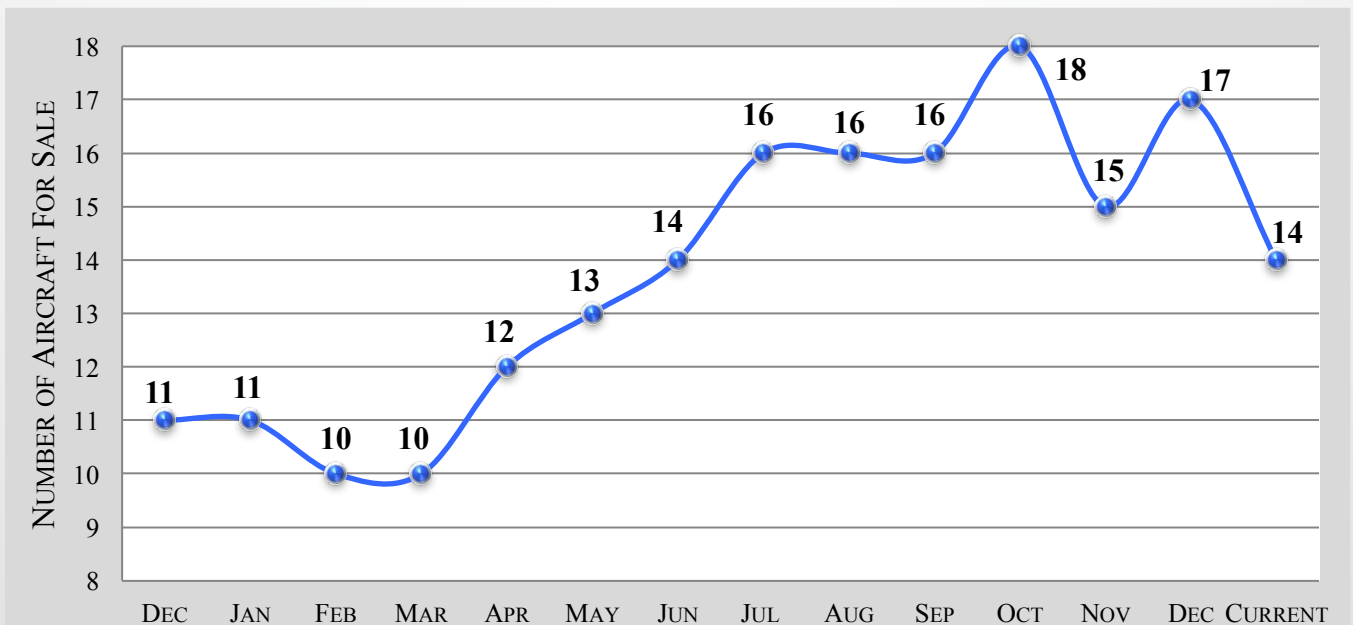
### CURRENT GULFSTREAM G650/ER MARKET BY SELLER LOCATION



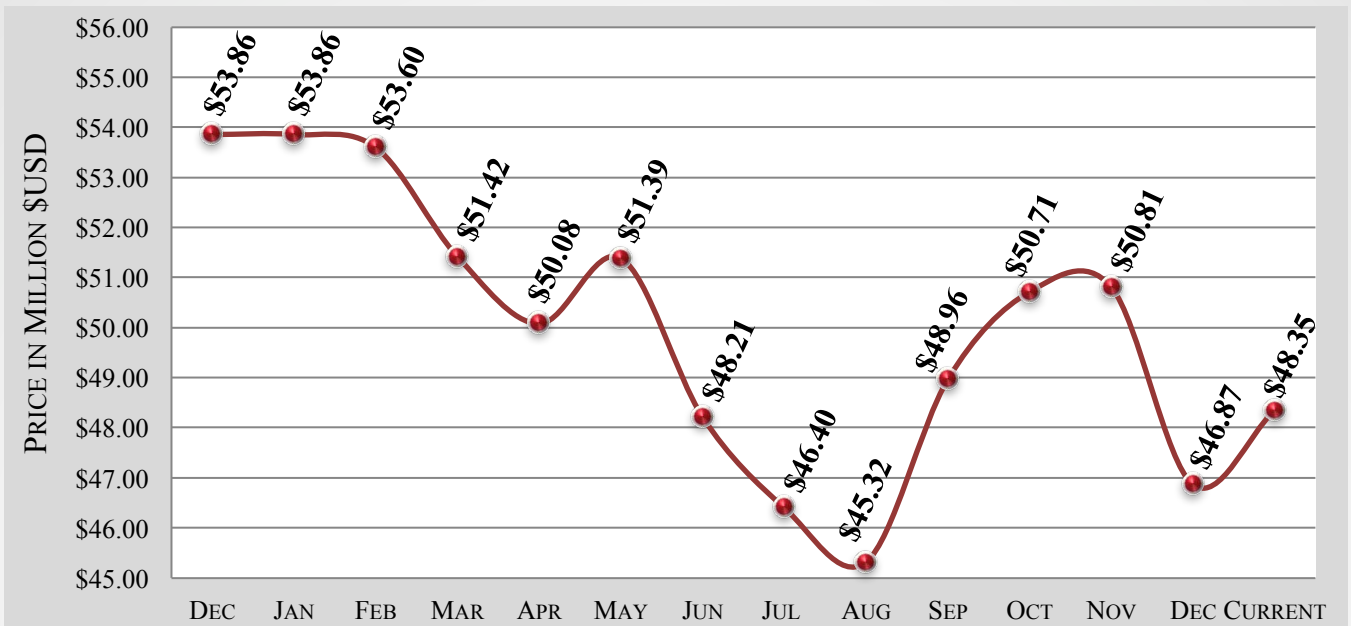
GULFSTREAM G650/ER – 6 MONTH MARKET HISTORY

MONTH	AUG	SEP	OCT	NOV	DEC	CURRENT	AVERAGE
AVERAGE ASK PRICE	\$45.3M	\$49.0M	\$50.7M	\$50.8M	\$46.9M	\$48.3M	\$49.0M
NUMBER FOR SALE	16	16	18	15	17	14	16
ACTIVE FLEET	413	413	413	413	413	413	413
PERCENTAGE FOR SALE	4%	4%	4%	4%	4%	3%	4%
AVERAGE YEAR	2014	2014	2014	2014	2014	2016	2014
AVERAGE DAYS ON MARKET	126	147	148	128	138	139	138
AVERAGE AIRFRAME TIME	1,483	1,217	1,170	1,030	1,242	1,186	1,221
TRANSACTIONS	1	0	1	1	0	TBD	3 TOTAL

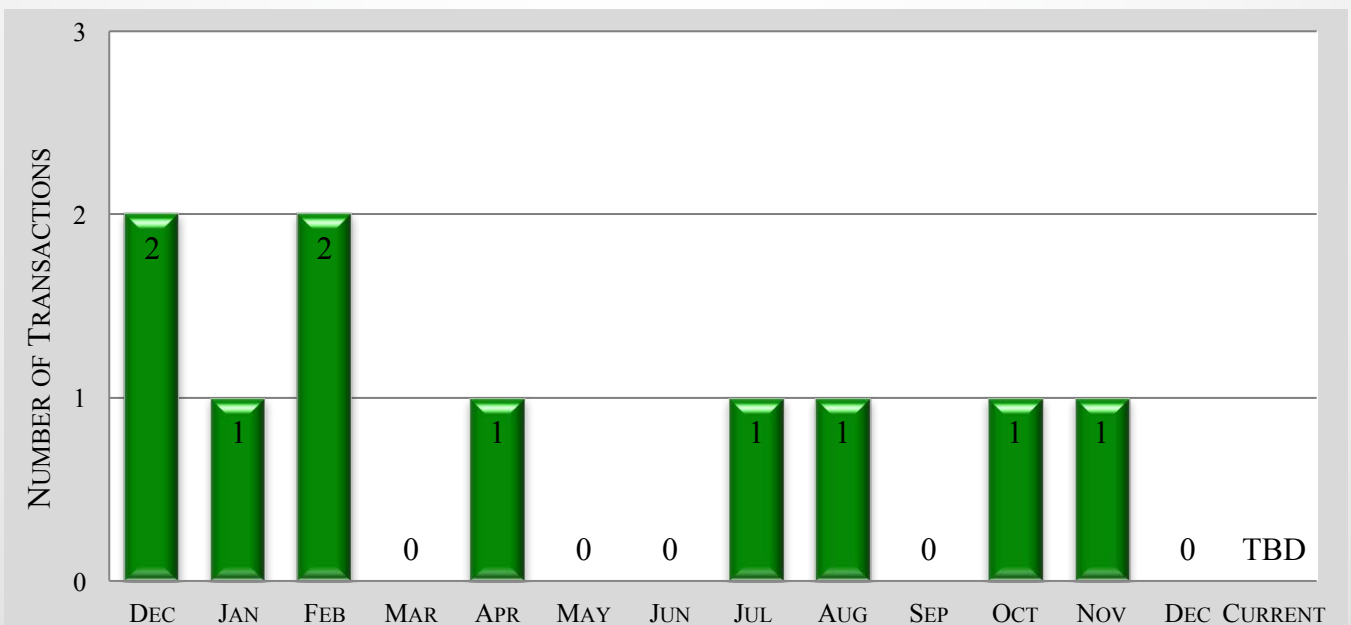
GULFSTREAM G650/ER – 12 MONTH FOR SALE INVENTORY HISTORY



## GULFSTREAM G650/ER – 12 MONTH ASKING PRICE TREND



## GULFSTREAM G650/ER – 12 MONTH TRANSACTION HISTORY



GULFSTREAM G650/ER – AIRCRAFT BLUE BOOK VALUATIONS

YEAR	AVERAGE RETAIL	AVERAGE WHOLESALE	TREND
2012ER	\$41,000,000	\$36,390,000	-\$2,000,000
2013ER	\$43,000,000	\$38,165,000	-\$3,000,000
2014ER	\$45,000,000	\$39,940,000	-\$3,000,000
2015ER	\$47,000,000	\$41,715,000	-\$3,000,000
2016ER	\$50,000,000	\$44,378,000	-\$3,000,000
2017ER	\$53,000,000	\$47,040,000	-\$4,000,000
2018ER	\$56,000,000	\$49,703,000	-\$4,000,000
2019ER	\$63,000,000	\$55,916,000	-\$8,500,000

*The above data is valid from December through February.*

GULFSTREAM G650/ER – VREF VALUATIONS

YEAR	AVERAGE RETAIL	AVERAGE WHOLESALE	TREND
2012	\$41,500,000	\$38,180,000	-\$2,000,000
2013	\$43,000,000	\$39,560,000	-\$2,000,000
2014	\$44,000,000	\$40,480,000	-\$3,000,000
2014ER	\$46,000,000	\$41,492,000	-\$3,000,000
2015	\$47,000,000	\$42,300,000	-\$3,000,000
2015ER	\$49,000,000	\$45,080,000	-\$3,000,000
2016	\$49,000,000	\$44,100,000	-\$3,000,000
2016ER	\$51,000,000	\$46,002,000	-\$3,000,000
2017	\$53,000,000	\$47,806,000	-\$3,000,000
2017ER	\$55,000,000	\$49,610,000	-\$3,000,000
2018	\$56,000,000	\$50,512,000	-\$3,000,000
2018ER	\$58,000,000	\$52,316,000	-\$3,000,000
2019	\$61,500,000	\$56,641,500	-\$8,000,000
2019ER	\$63,500,000	\$58,483,500	-\$8,000,000

*The above data is valid from December through February.*



GULFSTREAM G650/ER MARKET DETAILS AS OF JANUARY 2020  
 ARRANGED BY YEAR

YEAR	DAYS ON MARKET	ASK PRICE	AIRFRAME TOTAL TIME	LOCATION
2013	68	\$39,000,000	1,082	U.S.A.
2013	248	\$40,950,000	1,864	U.S.A.
2014	252	\$38,900,000	2,154	U.S.A.
2014	312	\$45,950,000	1,054	Asia
2015	118	\$46,500,000	1,264	U.S.A.
2015	291	\$46,950,000	2,060	U.S.A.
2015	35	\$45,950,000	1,853	Europe
2015	68	\$49,000,000	1,183	Middle East
2016	87	\$43,000,000	1,385	U.S.A.
2017	42	\$52,750,000	1,331	U.S.A.
2017	119	\$55,950,000	246	Europe
2018	33	\$52,000,000	608	U.S.A.
2018	90	\$59,995,000	414	U.S.A.
2019	179	\$59,950,000	101	U.S.A.

**GULFSTREAM G650/ER MARKET DETAILS AS OF JANUARY 2020  
 ARRANGED BY DAYS ON MARKET**

YEAR	DAYS ON MARKET	ASK PRICE	AIRFRAME TOTAL TIME	LOCATION
2018	33	\$52,000,000	608	U.S.A.
2015	35	\$45,950,000	1,853	Europe
2017	42	\$52,750,000	1,331	U.S.A.
2013	68	\$39,000,000	1,082	U.S.A.
2015	68	\$49,000,000	1,183	Middle East
2016	87	\$43,000,000	1,385	U.S.A.
2018	90	\$59,995,000	414	U.S.A.
2015	118	\$46,500,000	1,264	U.S.A.
2017	119	\$55,950,000	246	Europe
2019	179	\$59,950,000	101	U.S.A.
2013	248	\$40,950,000	1,864	U.S.A.
2014	252	\$38,900,000	2,154	U.S.A.
2015	291	\$46,950,000	2,060	U.S.A.
2014	312	\$45,950,000	1,054	Asia



GULFSTREAM G650/ER MARKET DETAILS AS OF JANUARY 2020  
 ARRANGED BY ASKING PRICE

YEAR	DAYS ON MARKET	ASK PRICE	AIRFRAME TOTAL TIME	LOCATION
2014	252	\$38,900,000	2,154	U.S.A.
2013	68	\$39,000,000	1,082	U.S.A.
2013	248	\$40,950,000	1,864	U.S.A.
2016	87	\$43,000,000	1,385	U.S.A.
2015	35	\$45,950,000	1,853	Europe
2014	312	\$45,950,000	1,054	Asia
2015	118	\$46,500,000	1,264	U.S.A.
2015	291	\$46,950,000	2,060	U.S.A.
2015	68	\$49,000,000	1,183	Middle East
2018	33	\$52,000,000	608	U.S.A.
2017	42	\$52,750,000	1,331	U.S.A.
2017	119	\$55,950,000	246	Europe
2019	179	\$59,950,000	101	U.S.A.
2018	90	\$59,995,000	414	U.S.A.

**GULFSTREAM G650/ER MARKET DETAILS AS OF JANUARY 2020  
 ARRANGED BY TOTAL TIME ON AIRFRAME**

YEAR	DAYS ON MARKET	ASK PRICE	AIRFRAME TOTAL TIME	LOCATION
2019	179	\$59,950,000	101	U.S.A.
2017	119	\$55,950,000	246	Europe
2018	90	\$59,995,000	414	U.S.A.
2018	33	\$52,000,000	608	U.S.A.
2014	312	\$45,950,000	1,054	Asia
2013	68	\$39,000,000	1,082	U.S.A.
2015	68	\$49,000,000	1,183	Middle East
2015	118	\$46,500,000	1,264	U.S.A.
2017	42	\$52,750,000	1,331	U.S.A.
2016	87	\$43,000,000	1,385	U.S.A.
2015	35	\$45,950,000	1,853	Europe
2013	248	\$40,950,000	1,864	U.S.A.
2015	291	\$46,950,000	2,060	U.S.A.
2014	252	\$38,900,000	2,154	U.S.A.

**GULFSTREAM G650/ER MARKET DETAILS AS OF JANUARY 2020  
 ARRANGED BY LOCATION**

YEAR	DAYS ON MARKET	ASK PRICE	AIRFRAME TOTAL TIME	LOCATION
2014	312	\$45,950,000	1,054	Asia
2017	119	\$55,950,000	246	Europe
2015	35	\$45,950,000	1,853	Europe
2015	68	\$49,000,000	1,183	Middle East
2019	179	\$59,950,000	101	U.S.A.
2018	90	\$59,995,000	414	U.S.A.
2018	33	\$52,000,000	608	U.S.A.
2013	68	\$39,000,000	1,082	U.S.A.
2015	118	\$46,500,000	1,264	U.S.A.
2017	42	\$52,750,000	1,331	U.S.A.
2016	87	\$43,000,000	1,385	U.S.A.
2013	248	\$40,950,000	1,864	U.S.A.
2015	291	\$46,950,000	2,060	U.S.A.
2014	252	\$38,900,000	2,154	U.S.A.

## GULFSTREAM G650/ER MARKET DETAILS AS OF JANUARY 2020 RECENT CHANGES TO FOR-SALE INVENTORY

YEAR	DAYS ON MARKET	ASK PRICE	AIRFRAME TOTAL TIME	LOCATION	STATUS
2017	265	\$49,900,000	1,031	U.S.A.	Deal Pending 2020-01

### **Disclaimer**

Market changes are based on responses from sellers and agents. These changes have been reported, but not yet confirmed. Altus Aviation offers the details of these aircraft in good faith but cannot guarantee or warrant the accuracy of this information nor warrant the condition of the aircraft. A buyer should instruct his agents, or his surveyors, to investigate such details as the buyer desires validated. These aircraft are offered subject to prior sale, price change, or withdrawal without notice.



The disclosures contained in research documents produced by Altus Aviation shall be governed by and construed in accordance with U.S. law. Altus Aviation specifically prohibits the redistribution of this document in whole or in part without the written permission of Altus Aviation and therefore Altus Aviation accepts no liability whatsoever for the actions of third parties in this respect. Images May depict objects or elements that are protected by third party copyright, trademarks and other intellectual property rights. © Altus Aviation 2016. All rights reserved.