



GULFSTREAM G650/ER MARKET OVERVIEW MAY 2019

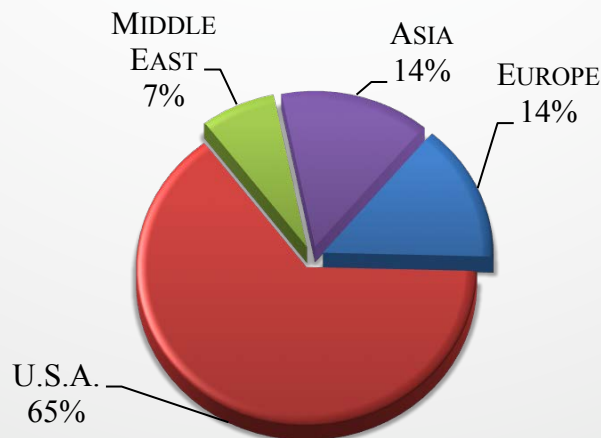
Currently, there are 7 Gulfstream G650s for sale of 217 aircraft,
representing 3% of the active fleet,
and 7 Gulfstream G650ERs for sale of 167 aircraft, representing 4% of the active fleet.

CURRENT GULFSTREAM G650/ER MARKET SUMMARY

AIRCRAFT SUMMARY	LOW	HIGH	AVERAGE
ASKING PRICE	\$44,000,000	\$65,950,000	\$51,553,000
AIRFRAME TOTAL TIME	400	3,694	1,484
MANUFACTURE YEAR	2013	2017	2015
DAYS ON MARKET	48	445	179

FIGURES BASED ON ASKING PRICES, NOT SALES PRICES. BASED ON 14 AIRCRAFT PRICES AND 14 AIRCRAFT FOR SALE

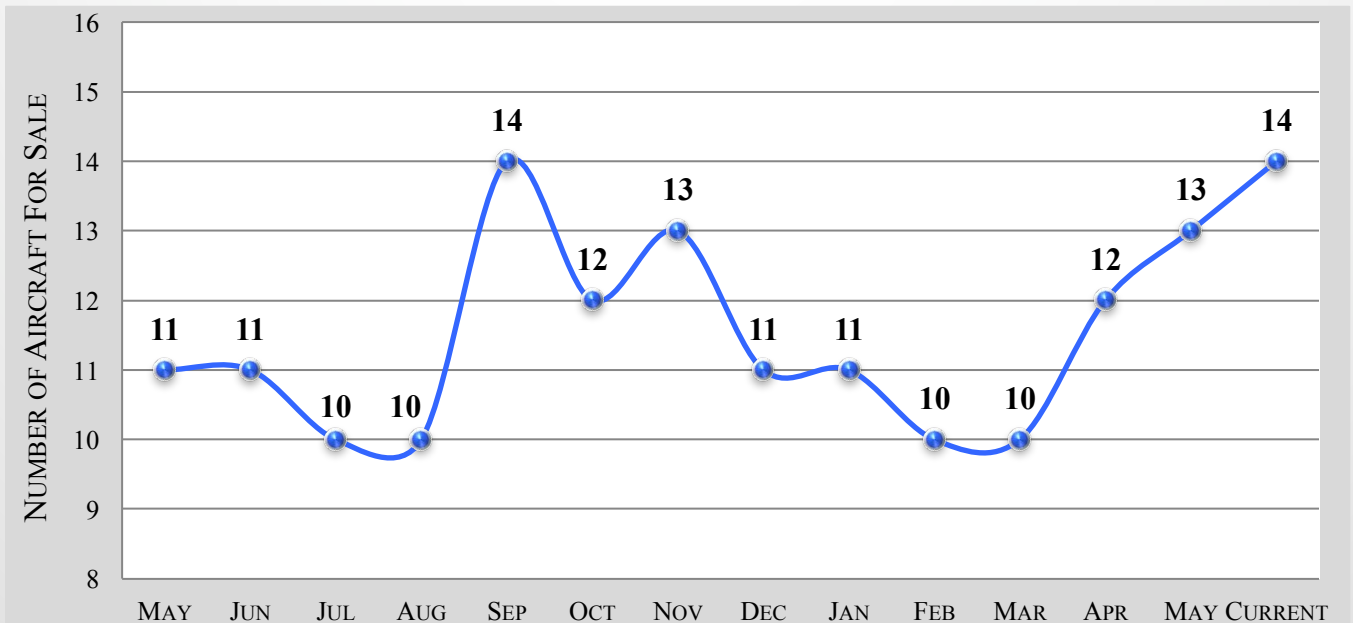
CURRENT GULFSTREAM G650/ER MARKET BY SELLER LOCATION



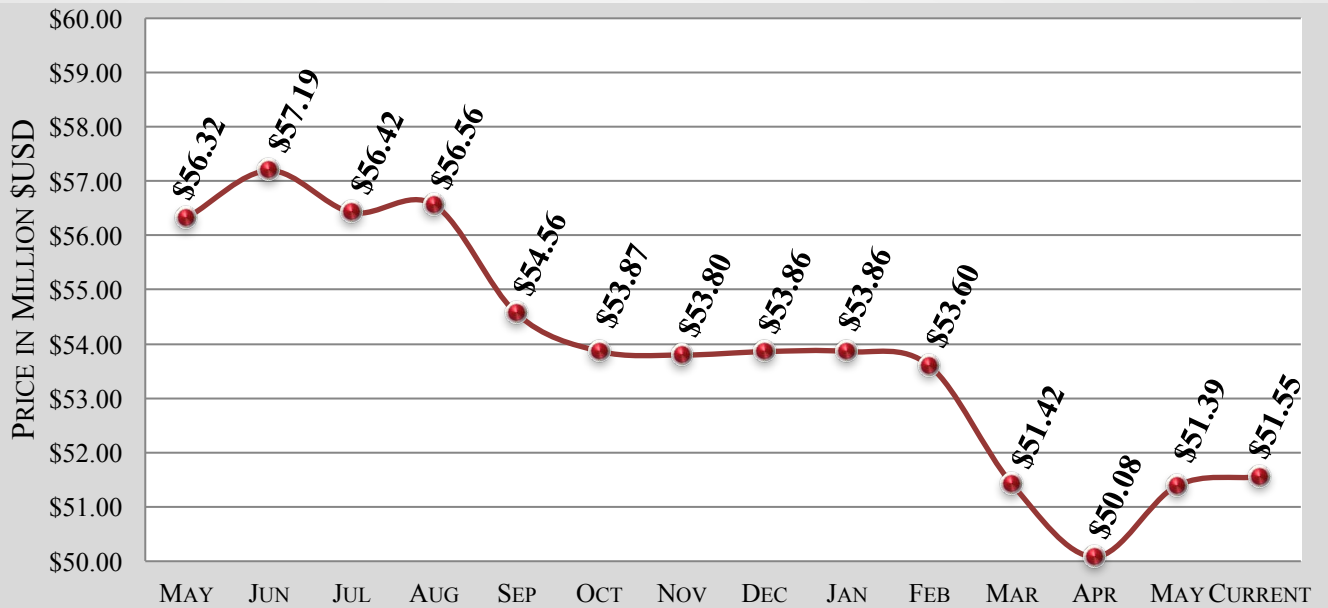
GULFSTREAM G650/ER – 6 MONTH MARKET HISTORY

MONTH	JAN	FEB	MAR	APR	MAY	CURRENT	AVERAGE
AVERAGE ASK PRICE	\$53.9M	\$53.6M	\$51.4M	\$50.1M	\$51.4M	\$51.6M	\$52.0M
NUMBER FOR SALE	11	10	10	12	13	14	12
ACTIVE FLEET	386	386	386	384	386	386	386
PERCENTAGE FOR SALE	3%	3%	3%	3%	3%	4%	3%
AVERAGE YEAR	2015	2015	2015	2015	2015	2015	2015
AVERAGE DAYS ON MARKET	209	244	130	132	151	179	174
AVERAGE AIRFRAME TIME	1,081	1,118	1,344	1,540	1,510	1,484	1,346
TRANSACTIONS	1	2	0	1	0	TBD	4 TOTAL

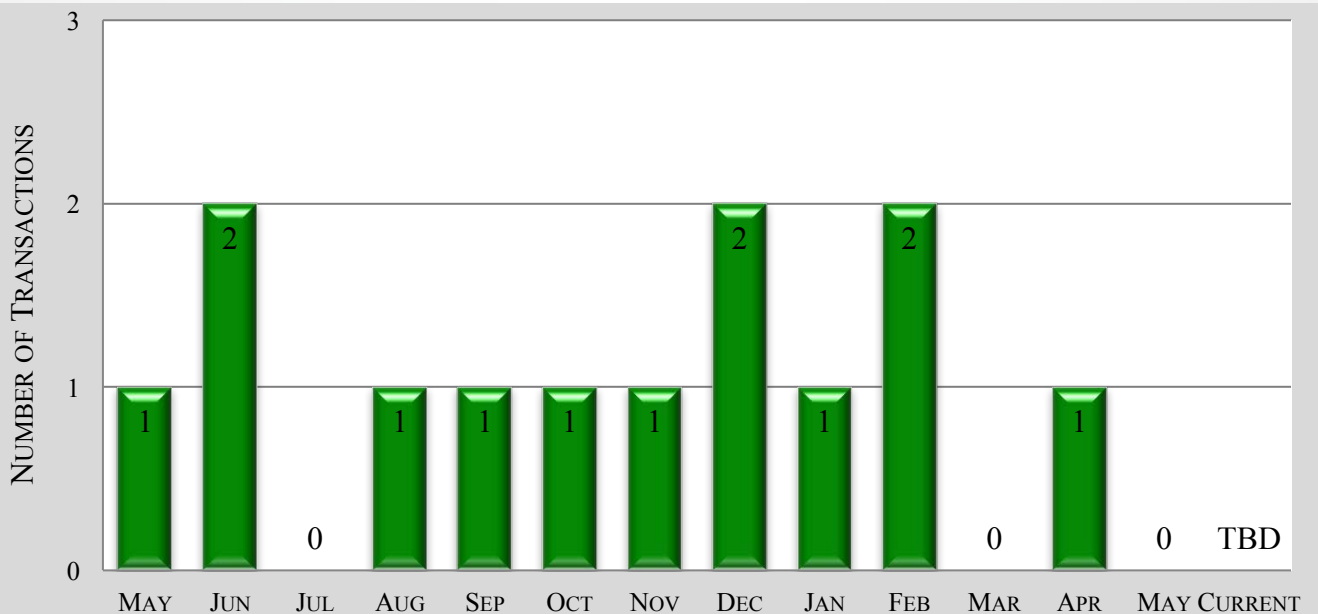
GULFSTREAM G650/ER – 12 MONTH FOR SALE INVENTORY HISTORY



GULFSTREAM G650/ER – 12 MONTH ASKING PRICE TREND



GULFSTREAM G650/ER – 12 MONTH TRANSACTION HISTORY



GULFSTREAM G650/ER – AIRCRAFT BLUE BOOK VALUATIONS

YEAR	AVERAGE RETAIL	AVERAGE WHOLESALE	TREND
2012ER	\$44,000,000	\$39,052,000	-\$888,000
2013ER	\$47,000,000	\$41,715,000	-\$887,000
2014ER	\$49,000,000	\$43,490,000	-\$888,000
2015ER	\$51,000,000	\$45,265,000	-\$888,000
2016ER	\$55,000,000	\$48,815,000	NO CHANGE
2017ER	\$60,000,000	\$53,253,000	-\$888,000
2018ER	\$64,000,000	\$56,803,000	-\$1,775,000
2019ER	\$71,500,000	\$63,460,000	NO CHANGE

The above data is valid from March through May.

GULFSTREAM G650/ER – VREF VALUATIONS

YEAR	AVERAGE RETAIL	AVERAGE WHOLESALE	TREND
2012	\$45,000,000	\$41,400,000	-\$500,000
2013	\$47,000,000	\$43,240,000	-\$500,000
2014	\$49,500,000	\$45,540,000	-\$500,000
2014ER	\$52,500,000	\$47,335,000	-\$500,000
2015	\$52,000,000	\$46,800,000	-\$500,000
2015ER	\$55,500,000	\$51,060,000	-\$500,000
2016	\$54,500,000	\$49,050,000	-\$500,000
2016ER	\$57,500,000	\$51,865,000	-\$500,000
2017	\$59,500,000	\$53,669,000	-\$500,000
2017ER	\$61,500,000	\$55,473,000	-\$500,000
2018	\$62,500,000	\$56,375,000	-\$500,000
2018ER	\$64,500,000	\$58,179,000	-\$500,000

The above data is valid from March through May.

GULFSTREAM G650/ER MARKET DETAILS AS OF MAY 2019 ARRANGED BY YEAR

YEAR	DAYS ON MARKET	ASK PRICE	AIRFRAME TOTAL TIME	LOCATION
2013	217	\$44,250,000	989	U.S.A.
2013	48	\$45,000,000	1,687	U.S.A.
2013	271	\$43,500,000	3,694	U.S.A.
2014	91	\$44,000,000	2,278	U.S.A.
2014	112	\$53,995,000	1,054	Asia
2014	52	\$44,195,000	1,897	U.S.A.
2015	91	\$51,500,000	1,813	U.S.A.
2015	380	\$53,950,000	816	Europe
2015	445	\$52,500,000	2,088	Europe
2015	192	\$54,995,000	1,115	Middle East
2015	69	\$52,000,000	1,600	Asia
2017	65	\$52,950,000	839	U.S.A.
2017	426	\$65,950,000	502	U.S.A.
2018	51	\$62,950,000	400	U.S.A.

GULFSTREAM G650/ER MARKET DETAILS AS OF MAY 2019
ARRANGED BY DAYS ON MARKET

YEAR	DAYS ON MARKET	ASK PRICE	AIRFRAME TOTAL TIME	LOCATION
2013	48	\$45,000,000	1,687	U.S.A.
2018	51	\$62,950,000	400	U.S.A.
2014	52	\$44,195,000	1,897	U.S.A.
2017	65	\$52,950,000	839	U.S.A.
2015	69	\$52,000,000	1,600	Asia
2014	91	\$44,000,000	2,278	U.S.A.
2015	91	\$51,500,000	1,813	U.S.A.
2014	112	\$53,995,000	1,054	Asia
2015	192	\$54,995,000	1,115	Middle East
2013	217	\$44,250,000	989	U.S.A.
2013	271	\$43,500,000	3,694	U.S.A.
2015	380	\$53,950,000	816	Europe
2017	426	\$65,950,000	502	U.S.A.
2015	445	\$52,500,000	2,088	Europe

GULFSTREAM G650/ER MARKET DETAILS AS OF MAY 2019
ARRANGED BY ASKING PRICE

YEAR	DAYS ON MARKET	ASK PRICE	AIRFRAME TOTAL TIME	LOCATION
2013	271	\$43,500,000	3,694	U.S.A.
2014	91	\$44,000,000	2,278	U.S.A.
2014	52	\$44,195,000	1,897	U.S.A.
2013	217	\$44,250,000	989	U.S.A.
2013	48	\$45,000,000	1,687	U.S.A.
2015	91	\$51,500,000	1,813	U.S.A.
2015	69	\$52,000,000	1,600	Asia
2015	445	\$52,500,000	2,088	Europe
2017	65	\$52,950,000	839	U.S.A.
2015	380	\$53,950,000	816	Europe
2014	112	\$53,995,000	1,054	Asia
2015	192	\$54,995,000	1,115	Middle East
2018	51	\$62,950,000	400	U.S.A.
2017	426	\$65,950,000	502	U.S.A.

GULFSTREAM G650/ER MARKET DETAILS AS OF MAY 2019
ARRANGED BY TOTAL TIME ON AIRFRAME

YEAR	DAYS ON MARKET	ASK PRICE	AIRFRAME TOTAL TIME	LOCATION
2018	51	\$62,950,000	400	U.S.A.
2017	426	\$65,950,000	502	U.S.A.
2015	380	\$53,950,000	816	Europe
2017	65	\$52,950,000	839	U.S.A.
2013	217	\$44,250,000	989	U.S.A.
2014	112	\$53,995,000	1,054	Asia
2015	192	\$54,995,000	1,115	Middle East
2015	69	\$52,000,000	1,600	Asia
2013	48	\$45,000,000	1,687	U.S.A.
2015	91	\$51,500,000	1,813	U.S.A.
2014	52	\$44,195,000	1,897	U.S.A.
2015	445	\$52,500,000	2,088	Europe
2014	91	\$44,000,000	2,278	U.S.A.
2013	271	\$43,500,000	3,694	U.S.A.

GULFSTREAM G650/ER MARKET DETAILS AS OF MAY 2019
ARRANGED BY LOCATION

YEAR	DAYS ON MARKET	ASK PRICE	AIRFRAME TOTAL TIME	LOCATION
2014	112	\$53,995,000	1,054	Asia
2015	69	\$52,000,000	1,600	Asia
2015	380	\$53,950,000	816	Europe
2015	445	\$52,500,000	2,088	Europe
2015	192	\$54,995,000	1,115	Middle East
2013	217	\$44,250,000	989	U.S.A.
2014	91	\$44,000,000	2,278	U.S.A.
2014	52	\$44,195,000	1,897	U.S.A.
2015	91	\$51,500,000	1,813	U.S.A.
2017	65	\$52,950,000	839	U.S.A.
2018	51	\$62,950,000	400	U.S.A.
2013	271	\$43,500,000	3,694	U.S.A.
2013	48	\$45,000,000	1,687	U.S.A.
2017	426	\$65,950,000	502	U.S.A.

GULFSTREAM G650/ER MARKET DETAILS AS OF MAY 2019 RECENT CHANGES TO FOR-SALE INVENTORY

YEAR	DAYS ON MARKET	ASK PRICE	AIRFRAME TOTAL TIME	LOCATION	STATUS
2014	37	\$45,000,000	1,809	U.S.A.	Withdrawn 2019-05

Disclaimer

Market changes are based on responses from sellers and agents. These changes have been reported, but not yet confirmed. Altus Aviation offers the details of these aircraft in good faith but cannot guarantee or warrant the accuracy of this information nor warrant the condition of the aircraft. A buyer should instruct his agents, or his surveyors, to investigate such details as the buyer desires validated. These aircraft are offered subject to prior sale, price change, or withdrawal without notice.



The disclosures contained in research documents produced by Altus Aviation shall be governed by and construed in accordance with U.S. law. Altus Aviation specifically prohibits the redistribution of this document in whole or in part without the written permission of Altus Aviation and therefore Altus Aviation accepts no liability whatsoever for the actions of third parties in this respect. Images May depict objects or elements that are protected by third party copyright, trademarks and other intellectual property rights. © Altus Aviation 2016. All rights reserved.