



## GULFSTREAM G650/ER MARKET OVERVIEW APRIL 2019

Currently, there are 7 Gulfstream G650s for sale of 217 aircraft,  
representing 3% of the active fleet,  
and 6 Gulfstream G650ERs for sale of 167 aircraft, representing 3% of the active fleet.

### CURRENT GULFSTREAM G650/ER MARKET SUMMARY

AIRCRAFT SUMMARY	LOW	HIGH	AVERAGE
ASKING PRICE	\$44,000,000	\$65,950,000	\$51,388,000
AIRFRAME TOTAL TIME	400	3,635	1,540
MANUFACTURE YEAR	2013	2017	2015
DAYS ON MARKET	20	399	151

*FIGURES BASED ON ASKING PRICES, NOT SALES PRICES. BASED ON 13 AIRCRAFT PRICES AND 13 AIRCRAFT FOR SALE*

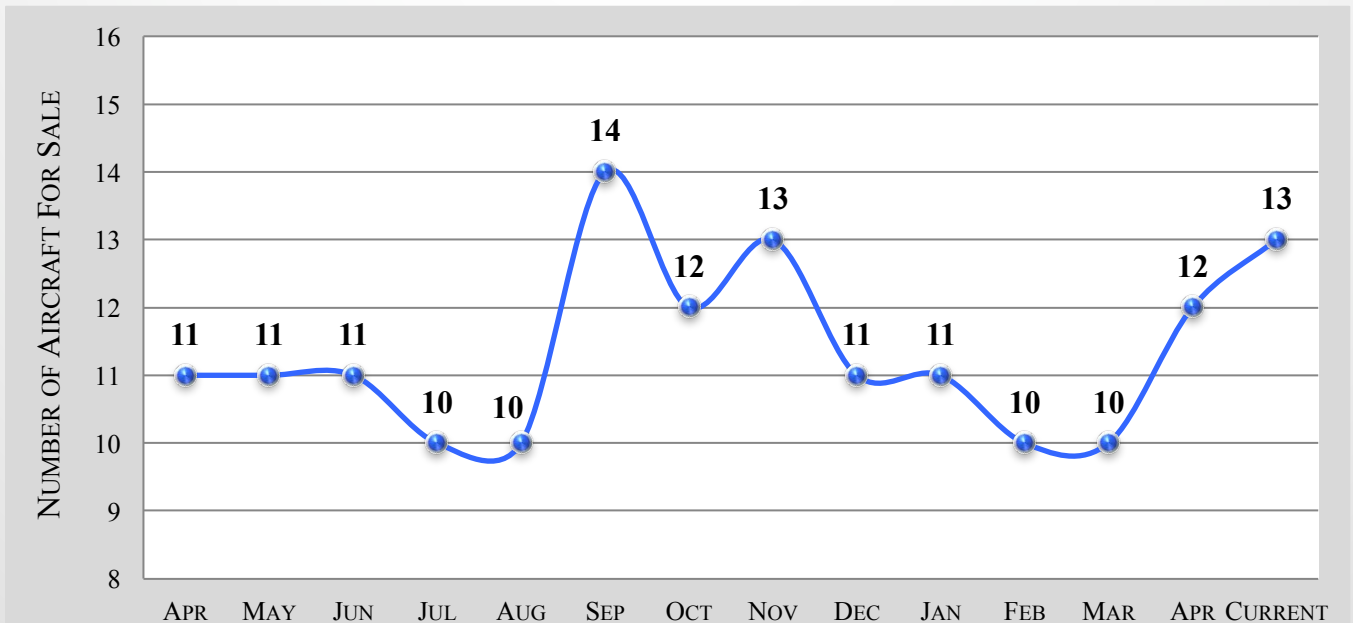
### CURRENT GULFSTREAM G650/ER MARKET BY SELLER LOCATION



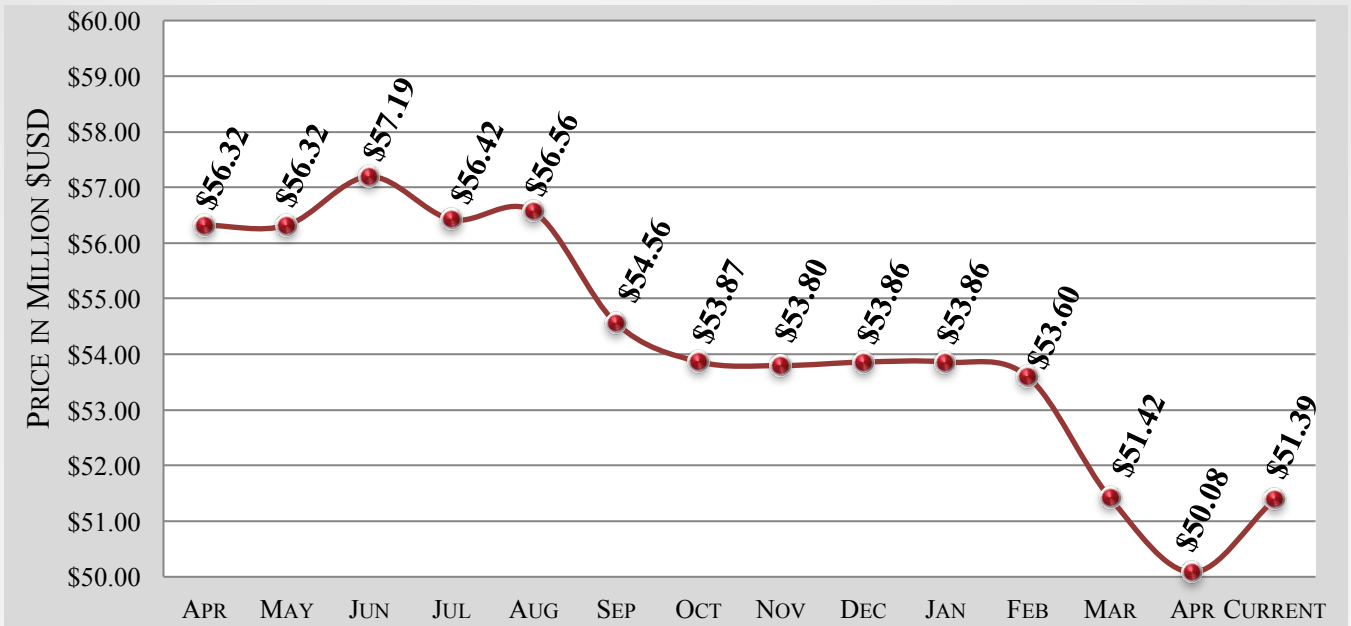
## GULFSTREAM G650/ER – 6 MONTH MARKET HISTORY

MONTH	DEC	JAN	FEB	MAR	APR	CURRENT	AVERAGE
AVERAGE ASK PRICE	\$53.9M	\$53.9M	\$53.6M	\$51.4M	\$50.1M	\$51.4M	\$52.4M
NUMBER FOR SALE	11	11	10	10	12	13	11
ACTIVE FLEET	385	386	386	386	384	386	386
PERCENTAGE FOR SALE	3%	3%	3%	3%	3%	3%	3%
AVERAGE YEAR	2015	2015	2015	2015	2015	2015	2015
AVERAGE DAYS ON MARKET	200	209	244	130	132	151	178
AVERAGE AIRFRAME TIME	1,081	1,081	1,118	1,344	1,540	1510	1,279
TRANSACTIONS	2	1	2	0	1	TBD	6 TOTAL

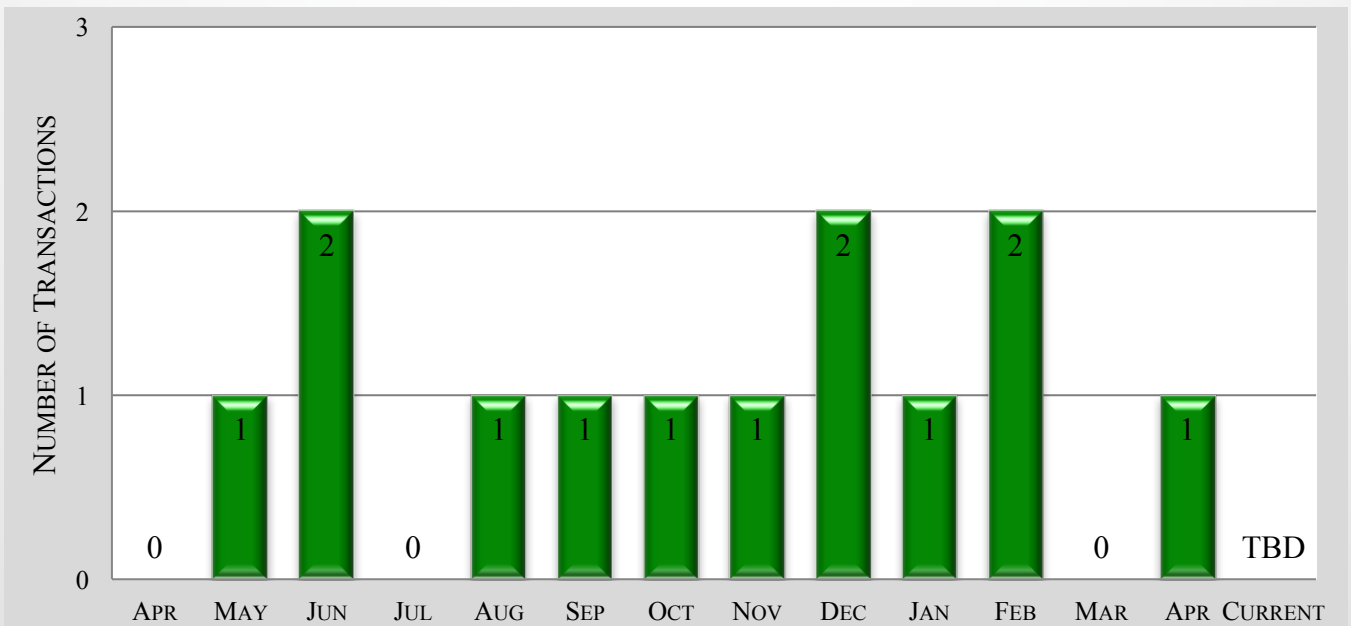
## GULFSTREAM G650/ER – 12 MONTH FOR SALE INVENTORY HISTORY



## GULFSTREAM G650/ER – 12 MONTH ASKING PRICE TREND



## GULFSTREAM G650/ER – 12 MONTH TRANSACTION HISTORY



## GULFSTREAM G650/ER – AIRCRAFT BLUE BOOK VALUATIONS

YEAR	AVERAGE RETAIL	AVERAGE WHOLESALE	TREND
2012ER	\$44,000,000	\$39,052,000	-\$888,000
2013ER	\$47,000,000	\$41,715,000	-\$887,000
2014ER	\$49,000,000	\$43,490,000	-\$888,000
2015ER	\$51,000,000	\$45,265,000	-\$888,000
2016ER	\$55,000,000	\$48,815,000	NO CHANGE
2017ER	\$60,000,000	\$53,253,000	-\$888,000
2018ER	\$64,000,000	\$56,803,000	-\$1,775,000
2019ER	\$71,500,000	\$63,460,000	NO CHANGE

*The above data is valid from March through May.*

## GULFSTREAM G650/ER – VREF VALUATIONS

YEAR	AVERAGE RETAIL	AVERAGE WHOLESALE	TREND
2012	\$45,000,000	\$41,400,000	-\$500,000
2013	\$47,000,000	\$43,240,000	-\$500,000
2014	\$49,500,000	\$45,540,000	-\$500,000
2014ER	\$52,500,000	\$47,335,000	-\$500,000
2015	\$52,000,000	\$46,800,000	-\$500,000
2015ER	\$55,500,000	\$51,060,000	-\$500,000
2016	\$54,500,000	\$49,050,000	-\$500,000
2016ER	\$57,500,000	\$51,865,000	-\$500,000
2017	\$59,500,000	\$53,669,000	-\$500,000
2017ER	\$61,500,000	\$55,473,000	-\$500,000
2018	\$62,500,000	\$56,375,000	-\$500,000
2018ER	\$64,500,000	\$58,179,000	-\$500,000

*The above data is valid from March through May.*

**GULFSTREAM G650/ER MARKET DETAILS AS OF APRIL 2019  
ARRANGED BY YEAR**

YEAR	DAYS ON MARKET	ASK PRICE	AIRFRAME TOTAL TIME	LOCATION
2013	190	\$44,250,000	989	U.S.A.
2014	63	\$44,000,000	2,278	U.S.A.
2014	24	\$44,195,000	1,891	U.S.A.
2015	63	\$51,500,000	1,813	U.S.A.
2015	352	\$53,950,000	816	Europe
2017	37	\$54,250,000	821	U.S.A.
2018	23	\$62,950,000	400	U.S.A.
2013	244	\$43,500,000	3,694	U.S.A.
2013	20	\$45,000,000	1,687	U.S.A.
2014	84	\$53,995,000	1,054	Asia
2015	418	\$52,500,000	2,088	Europe
2015	41	\$52,000,000	1,600	Asia
2017	399	\$65,950,000	502	U.S.A.

**GULFSTREAM G650/ER MARKET DETAILS AS OF APRIL 2019  
ARRANGED BY DAYS ON MARKET**

YEAR	DAYS ON MARKET	ASK PRICE	AIRFRAME TOTAL TIME	LOCATION
2013	20	\$45,000,000	1,687	U.S.A.
2018	23	\$62,950,000	400	U.S.A.
2014	24	\$44,195,000	1,891	U.S.A.
2017	37	\$54,250,000	821	U.S.A.
2015	41	\$52,000,000	1,600	Asia
2014	63	\$44,000,000	2,278	U.S.A.
2015	63	\$51,500,000	1,813	U.S.A.
2014	84	\$53,995,000	1,054	Asia
2013	190	\$44,250,000	989	U.S.A.
2013	244	\$43,500,000	3,694	U.S.A.
2015	352	\$53,950,000	816	Europe
2017	399	\$65,950,000	502	U.S.A.
2015	418	\$52,500,000	2,088	Europe



**GULFSTREAM G650/ER MARKET DETAILS AS OF APRIL 2019  
ARRANGED BY ASKING PRICE**

YEAR	DAYS ON MARKET	ASK PRICE	AIRFRAME TOTAL TIME	LOCATION
2013	244	\$43,500,000	3,694	U.S.A.
2014	63	\$44,000,000	2,278	U.S.A.
2014	24	\$44,195,000	1,891	U.S.A.
2013	190	\$44,250,000	989	U.S.A.
2013	20	\$45,000,000	1,687	U.S.A.
2015	63	\$51,500,000	1,813	U.S.A.
2015	41	\$52,000,000	1,600	Asia
2015	418	\$52,500,000	2,088	Europe
2015	352	\$53,950,000	816	Europe
2014	84	\$53,995,000	1,054	Asia
2017	37	\$54,250,000	821	U.S.A.
2018	23	\$62,950,000	400	U.S.A.
2017	399	\$65,950,000	502	U.S.A.

**GULFSTREAM G650/ER MARKET DETAILS AS OF APRIL 2019  
ARRANGED BY TOTAL TIME ON AIRFRAME**

YEAR	DAYS ON MARKET	ASK PRICE	AIRFRAME TOTAL TIME	LOCATION
2018	23	\$62,950,000	400	U.S.A.
2017	399	\$65,950,000	502	U.S.A.
2015	352	\$53,950,000	816	Europe
2017	37	\$54,250,000	821	U.S.A.
2013	190	\$44,250,000	989	U.S.A.
2014	84	\$53,995,000	1,054	Asia
2015	41	\$52,000,000	1,600	Asia
2013	20	\$45,000,000	1,687	U.S.A.
2015	63	\$51,500,000	1,813	U.S.A.
2014	24	\$44,195,000	1,891	U.S.A.
2015	418	\$52,500,000	2,088	Europe
2014	63	\$44,000,000	2,278	U.S.A.
2013	244	\$43,500,000	3,694	U.S.A.

**GULFSTREAM G650/ER MARKET DETAILS AS OF APRIL 2019  
ARRANGED BY LOCATION**

YEAR	DAYS ON MARKET	ASK PRICE	AIRFRAME TOTAL TIME	LOCATION
2014	84	\$53,995,000	1,054	Asia
2015	41	\$52,000,000	1,600	Asia
2015	352	\$53,950,000	816	Europe
2015	418	\$52,500,000	2,088	Europe
2013	190	\$44,250,000	989	U.S.A.
2014	63	\$44,000,000	2,278	U.S.A.
2014	24	\$44,195,000	1,891	U.S.A.
2015	63	\$51,500,000	1,813	U.S.A.
2017	37	\$54,250,000	821	U.S.A.
2018	23	\$62,950,000	400	U.S.A.
2013	244	\$43,500,000	3,694	U.S.A.
2013	20	\$45,000,000	1,687	U.S.A.
2017	399	\$65,950,000	502	U.S.A.

## GULFSTREAM G650/ER MARKET DETAILS AS OF APRIL 2019 RECENT CHANGES TO FOR-SALE INVENTORY

YEAR	DAYS ON MARKET	ASK PRICE	AIRFRAME TOTAL TIME	LOCATION	STATUS
2014	37	\$45,000,000	1,809	U.S.A.	Withdrawn 2019-05
2014	140	\$51,000,000	678	U.S.A.	Sold 2019-04
2015	161	\$54,995,000	1,115	Middle East	Withdrawn 2019-04

### **Disclaimer**

Market changes are based on responses from sellers and agents. These changes have been reported, but not yet confirmed. Altus Aviation offers the details of these aircraft in good faith but cannot guarantee or warrant the accuracy of this information nor warrant the condition of the aircraft. A buyer should instruct his agents, or his surveyors, to investigate such details as the buyer desires validated. These aircraft are offered subject to prior sale, price change, or withdrawal without notice.



The disclosures contained in research documents produced by Altus Aviation shall be governed by and construed in accordance with U.S. law. Altus Aviation specifically prohibits the redistribution of this document in whole or in part without the written permission of Altus Aviation and therefore Altus Aviation accepts no liability whatsoever for the actions of third parties in this respect. Images May depict objects or elements that are protected by third party copyright, trademarks and other intellectual property rights. © Altus Aviation 2016. All rights reserved.