



GULFSTREAM G650/ER MARKET OVERVIEW MARCH 2019

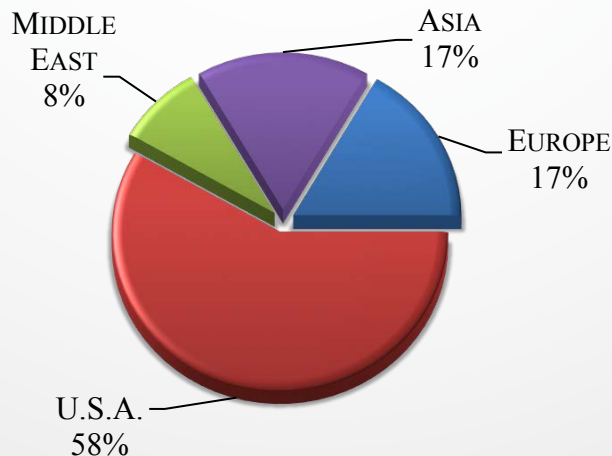
Currently, there are 7 Gulfstream G650s for sale of 217 aircraft,
representing 3% of the active fleet,
and 5 Gulfstream G650ERs for sale of 167 aircraft, representing 3% of the active fleet.

CURRENT GULFSTREAM G650/ER MARKET SUMMARY

AIRCRAFT SUMMARY	LOW	HIGH	AVERAGE
ASKING PRICE	\$44,000,000	\$54,995,000	\$50,078,000
AIRFRAME TOTAL TIME	678	3,635	1,540
MANUFACTURE YEAR	2013	2017	2015
DAYS ON MARKET	9	390	132

FIGURES BASED ON ASKING PRICES, NOT SALES PRICES. BASED ON 12 AIRCRAFT PRICES AND 12 AIRCRAFT FOR SALE

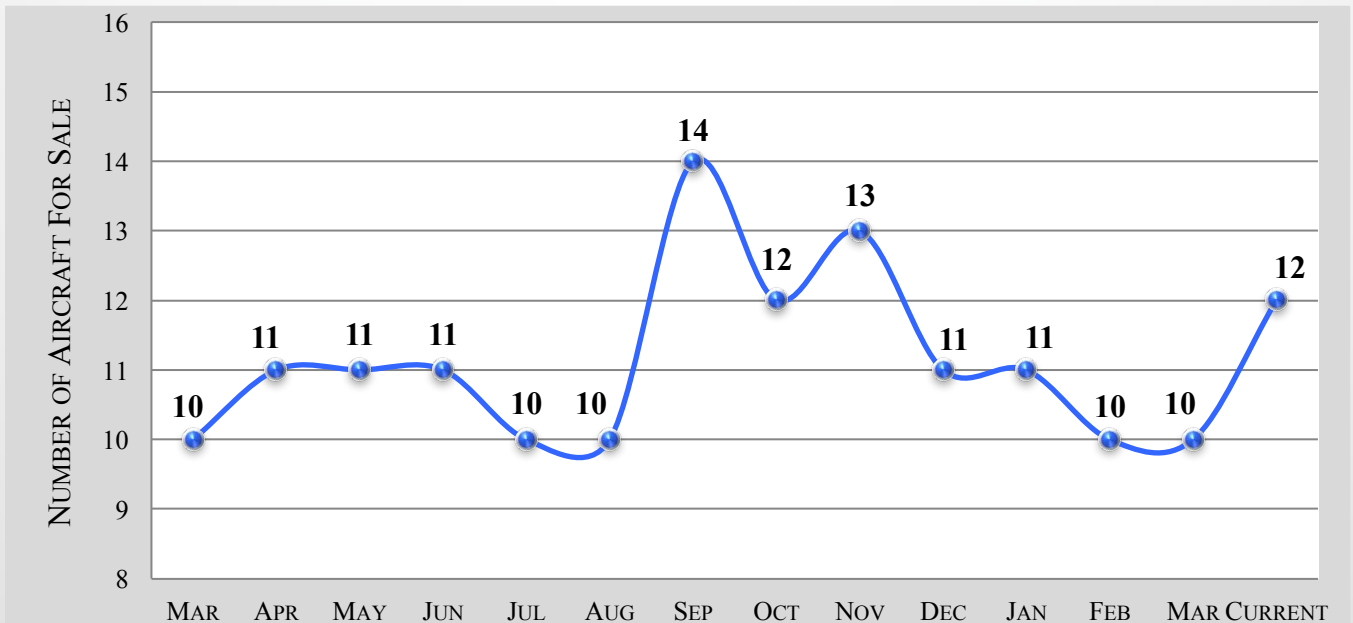
CURRENT GULFSTREAM G650/ER MARKET BY SELLER LOCATION



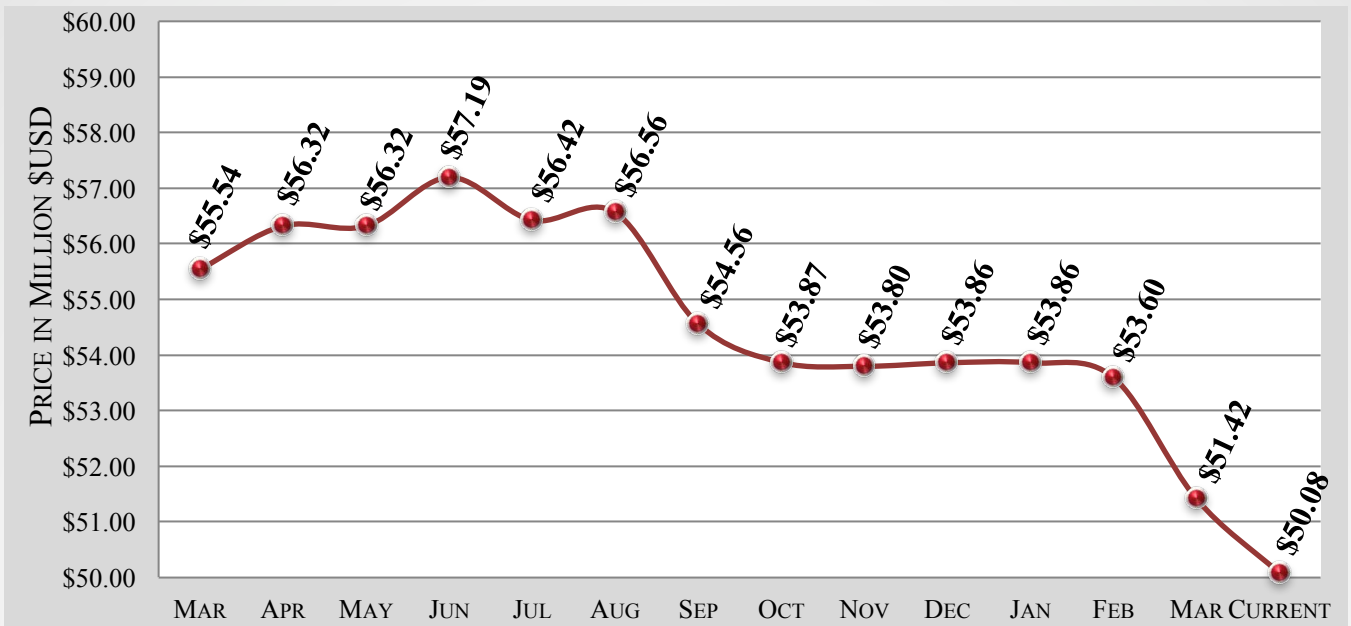
GULFSTREAM G650/ER – 6 MONTH MARKET HISTORY

MONTH	NOV	DEC	JAN	FEB	MAR	CURRENT	AVERAGE
AVERAGE ASK PRICE	\$53.8M	\$53.9M	\$53.9M	\$53.6M	\$51.4M	\$50.1M	\$52.8M
NUMBER FOR SALE	13	11	11	10	10	12	11
ACTIVE FLEET	384	385	386	386	386	384	385
PERCENTAGE FOR SALE	3%	3%	3%	3%	3%	3%	3%
AVERAGE YEAR	2015	2015	2015	2015	2015	2015	2015
AVERAGE DAYS ON MARKET	270	200	209	244	130	132	198
AVERAGE AIRFRAME TIME	1,178	1,081	1,081	1,118	1,344	1,540	1,224
TRANSACTIONS	1	2	1	2	0	TBD	6 TOTAL

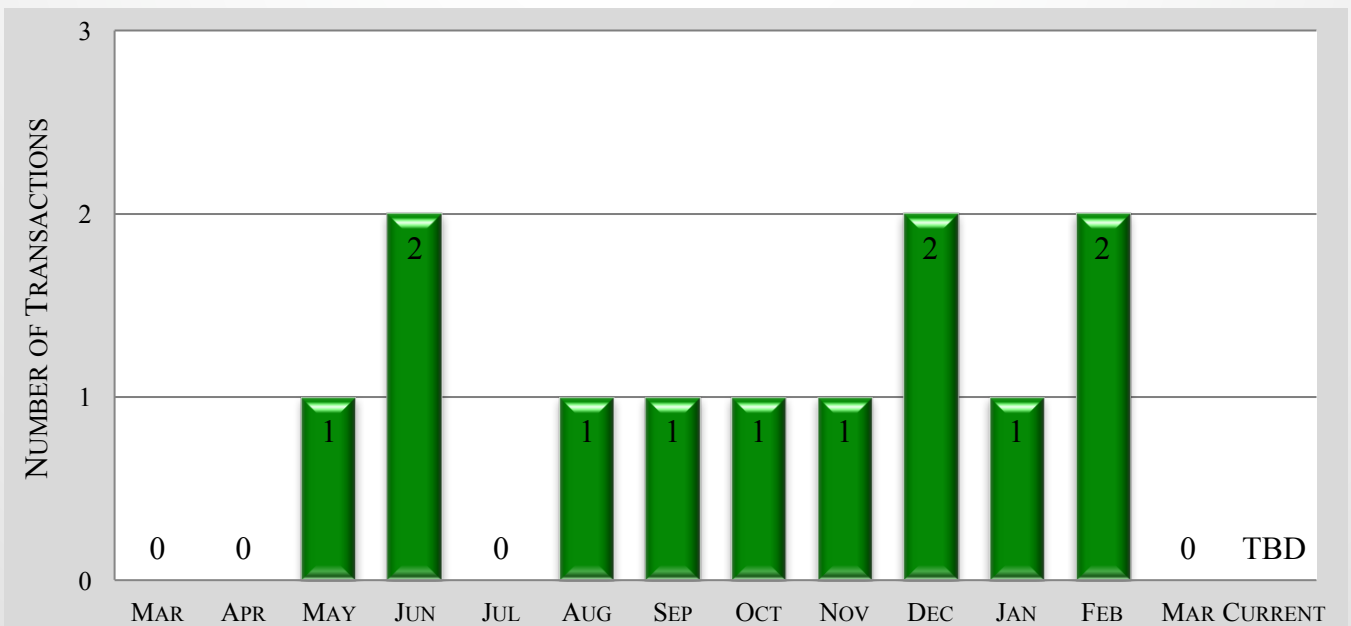
GULFSTREAM G650/ER – 12 MONTH FOR SALE INVENTORY HISTORY



GULFSTREAM G650/ER – 12 MONTH ASKING PRICE TREND



GULFSTREAM G650/ER – 12 MONTH TRANSACTION HISTORY



GULFSTREAM G650/ER – AIRCRAFT BLUE BOOK VALUATIONS

YEAR	AVERAGE RETAIL	AVERAGE WHOLESALE	TREND
2012ER	\$44,000,000	\$39,052,000	-\$888,000
2013ER	\$47,000,000	\$41,715,000	-\$887,000
2014ER	\$49,000,000	\$43,490,000	-\$888,000
2015ER	\$51,000,000	\$45,265,000	-\$888,000
2016ER	\$55,000,000	\$48,815,000	NO CHANGE
2017ER	\$60,000,000	\$53,253,000	-\$888,000
2018ER	\$64,000,000	\$56,803,000	-\$1,775,000
2019ER	\$71,500,000	\$63,460,000	NO CHANGE

The above data is valid from December through February.

GULFSTREAM G650/ER – VREF VALUATIONS

YEAR	AVERAGE RETAIL	AVERAGE WHOLESALE	TREND
2012	\$45,000,000	\$41,400,000	-\$500,000
2013	\$47,000,000	\$43,240,000	-\$500,000
2014	\$49,500,000	\$45,540,000	-\$500,000
2014ER	\$52,500,000	\$47,335,000	-\$500,000
2015	\$52,000,000	\$46,800,000	-\$500,000
2015ER	\$55,500,000	\$51,060,000	-\$500,000
2016	\$54,500,000	\$49,050,000	-\$500,000
2016ER	\$57,500,000	\$51,865,000	-\$500,000
2017	\$59,500,000	\$53,669,000	-\$500,000
2017ER	\$61,500,000	\$55,473,000	-\$500,000
2018	\$62,500,000	\$56,375,000	-\$500,000
2018ER	\$64,500,000	\$58,179,000	-\$500,000

The above data is valid from December through February.

GULFSTREAM G650/ER MARKET DETAILS AS OF MARCH 2019
ARRANGED BY YEAR

YEAR	DAYS ON MARKET	ASK PRICE	AIRFRAME TOTAL TIME	LOCATION
2013	162	\$44,250,000	986	U.S.A.
2013	216	\$43,500,000	3,635	U.S.A.
2014	37	\$45,000,000	1,809	U.S.A.
2014	35	\$44,000,000	2,278	U.S.A.
2014	140	\$51,000,000	678	U.S.A.
2014	56	\$53,995,000	1,054	Asia
2015	35	\$51,500,000	1,797	U.S.A.
2015	390	\$52,500,000	2,088	Europe
2015	324	\$53,950,000	816	Europe
2015	161	\$54,995,000	937	Middle East
2015	13	\$52,000,000	1,600	Asia
2017	9	\$54,250,000	800	U.S.A.

GULFSTREAM G650/ER MARKET DETAILS AS OF MARCH 2019
ARRANGED BY DAYS ON MARKET

YEAR	DAYS ON MARKET	ASK PRICE	AIRFRAME TOTAL TIME	LOCATION
2017	9	\$54,250,000	800	U.S.A.
2015	13	\$52,000,000	1,600	Asia
2014	35	\$44,000,000	2,278	U.S.A.
2015	35	\$51,500,000	1,797	U.S.A.
2014	37	\$45,000,000	1,809	U.S.A.
2014	56	\$53,995,000	1,054	Asia
2014	140	\$51,000,000	678	U.S.A.
2015	161	\$54,995,000	937	Middle East
2013	162	\$44,250,000	986	U.S.A.
2013	216	\$43,500,000	3,635	U.S.A.
2015	324	\$53,950,000	816	Europe
2015	390	\$52,500,000	2,088	Europe

GULFSTREAM G650/ER MARKET DETAILS AS OF MARCH 2019
ARRANGED BY ASKING PRICE

YEAR	DAYS ON MARKET	ASK PRICE	AIRFRAME TOTAL TIME	LOCATION
2013	216	\$43,500,000	3,635	U.S.A.
2014	35	\$44,000,000	2,278	U.S.A.
2013	162	\$44,250,000	986	U.S.A.
2014	37	\$45,000,000	1,809	U.S.A.
2014	140	\$51,000,000	678	U.S.A.
2015	35	\$51,500,000	1,797	U.S.A.
2015	13	\$52,000,000	1,600	Asia
2015	390	\$52,500,000	2,088	Europe
2015	324	\$53,950,000	816	Europe
2014	56	\$53,995,000	1,054	Asia
2017	9	\$54,250,000	800	U.S.A.
2015	161	\$54,995,000	937	Middle East

GULFSTREAM G650/ER MARKET DETAILS AS OF MARCH 2019
ARRANGED BY TOTAL TIME ON AIRFRAME

YEAR	DAYS ON MARKET	ASK PRICE	AIRFRAME TOTAL TIME	LOCATION
2014	140	\$51,000,000	678	U.S.A.
2017	9	\$54,250,000	800	U.S.A.
2015	324	\$53,950,000	816	Europe
2015	161	\$54,995,000	937	Middle East
2013	162	\$44,250,000	986	U.S.A.
2014	56	\$53,995,000	1,054	Asia
2015	13	\$52,000,000	1,600	Asia
2015	35	\$51,500,000	1,797	U.S.A.
2014	37	\$45,000,000	1,809	U.S.A.
2015	390	\$52,500,000	2,088	Europe
2014	35	\$44,000,000	2,278	U.S.A.
2013	216	\$43,500,000	3,635	U.S.A.

GULFSTREAM G650/ER MARKET DETAILS AS OF MARCH 2019
ARRANGED BY LOCATION

YEAR	DAYS ON MARKET	ASK PRICE	AIRFRAME TOTAL TIME	LOCATION
2014	56	\$53,995,000	1,054	Asia
2015	13	\$52,000,000	1,600	Asia
2015	324	\$53,950,000	816	Europe
2015	390	\$52,500,000	2,088	Europe
2015	161	\$54,995,000	937	Middle East
2014	140	\$51,000,000	678	U.S.A.
2017	9	\$54,250,000	800	U.S.A.
2013	162	\$44,250,000	986	U.S.A.
2015	35	\$51,500,000	1,797	U.S.A.
2014	37	\$45,000,000	1,809	U.S.A.
2014	35	\$44,000,000	2,278	U.S.A.
2013	216	\$43,500,000	3,635	U.S.A.

GULFSTREAM G650/ER MARKET DETAILS AS OF MARCH 2019 RECENT CHANGES TO FOR-SALE INVENTORY

YEAR	DAYS ON MARKET	ASK PRICE	AIRFRAME TOTAL TIME	LOCATION	STATUS
2018	97	\$62,000,000	94	U.S.A.	Withdrawn 2019-03

Disclaimer

Market changes are based on responses from sellers and agents. These changes have been reported, but not yet confirmed. Altus Aviation offers the details of these aircraft in good faith but cannot guarantee or warrant the accuracy of this information nor warrant the condition of the aircraft. A buyer should instruct his agents, or his surveyors, to investigate such details as the buyer desires validated. These aircraft are offered subject to prior sale, price change, or withdrawal without notice.



The disclosures contained in research documents produced by Altus Aviation shall be governed by and construed in accordance with U.S. law. Altus Aviation specifically prohibits the redistribution of this document in whole or in part without the written permission of Altus Aviation and therefore Altus Aviation accepts no liability whatsoever for the actions of third parties in this respect. Images May depict objects or elements that are protected by third party copyright, trademarks and other intellectual property rights. © Altus Aviation 2016. All rights reserved.