



GULFSTREAM G650/ER MARKET OVERVIEW OCTOBER 2018

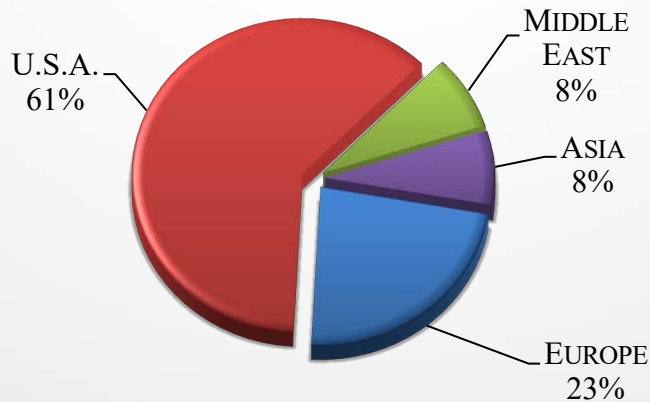
Currently, there are 7 Gulfstream G650s for sale of 228 aircraft,
representing 3% of the active fleet,
and 6 Gulfstream G650ERs for sale of 156 aircraft, representing 4% of the active fleet.

CURRENT GULFSTREAM G650/ER MARKET SUMMARY

AIRCRAFT SUMMARY	LOW	HIGH	AVERAGE
ASKING PRICE	\$44,250,000	\$66,000,000	\$53,796,000
AIRFRAME TOTAL TIME	200	3,592	1,178
MANUFACTURE YEAR	2012	2017	2015
DAYS ON MARKET	6	1,055	270

FIGURES BASED ON ASKING PRICES, NOT SALES PRICES. BASED ON 13 AIRCRAFT PRICES AND 13 AIRCRAFT FOR SALE

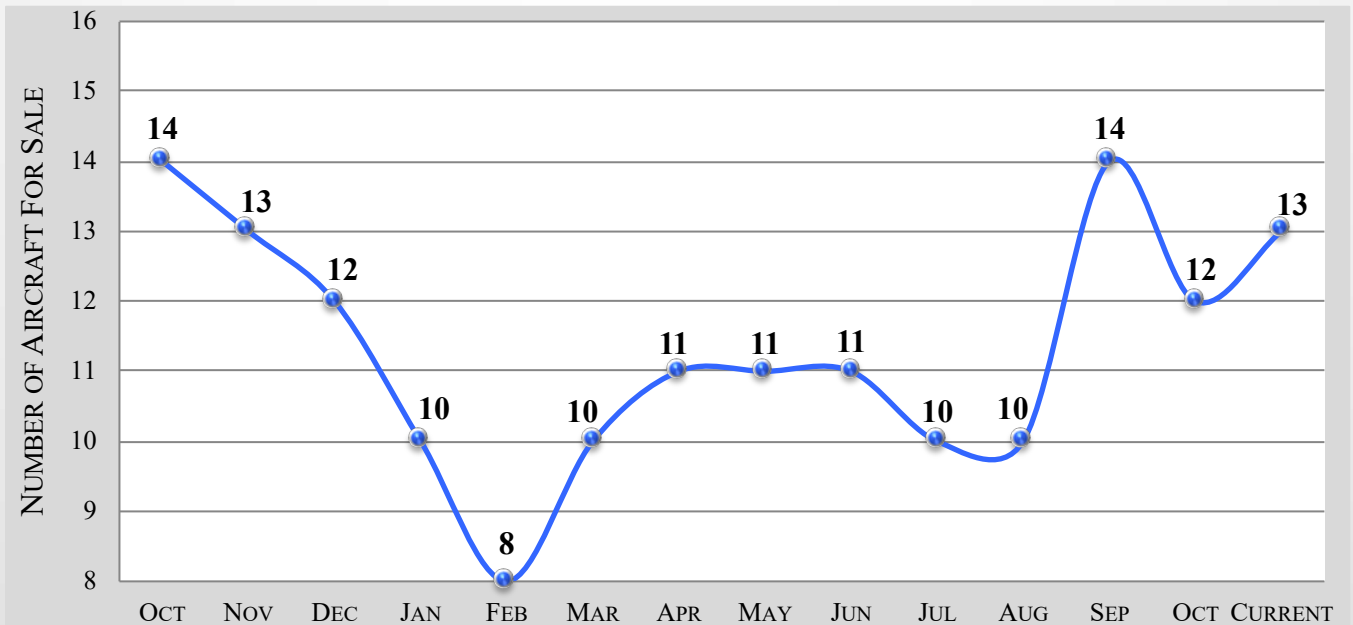
CURRENT GULFSTREAM G650/ER MARKET BY SELLER LOCATION



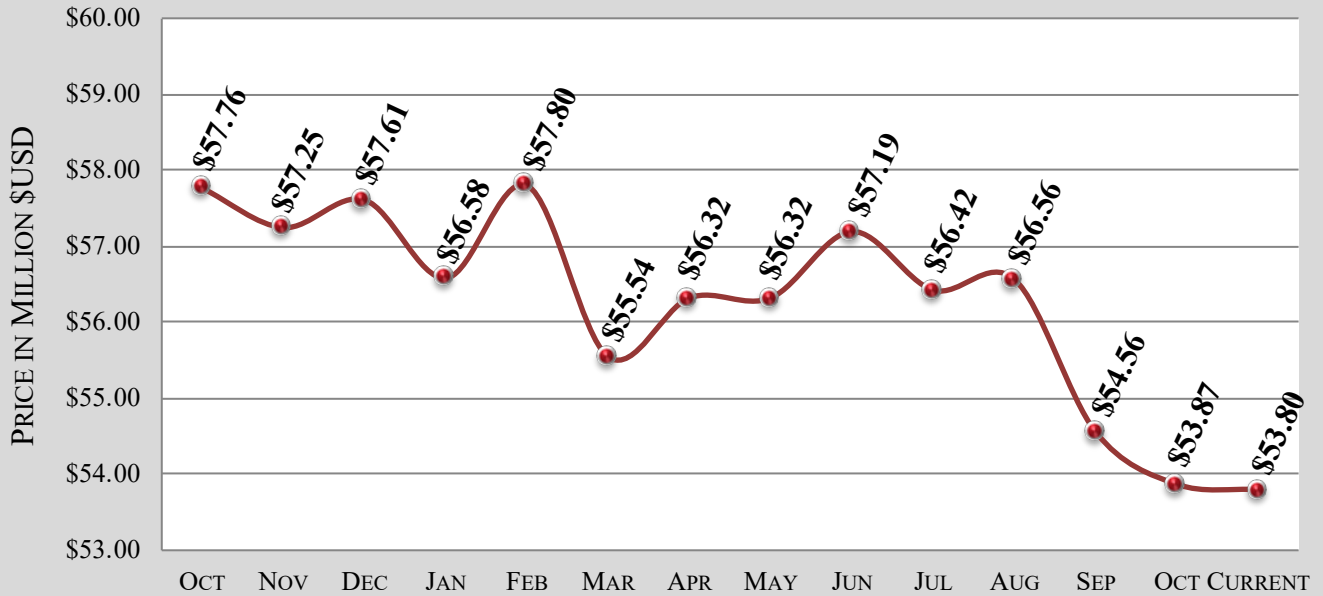
GULFSTREAM G650/ER – 6 MONTH MARKET HISTORY

MONTH	JUNE	JULY	AUG	SEP	OCT	CURRENT	AVERAGE
AVERAGE ASK PRICE	\$57.2	\$56.4M	\$56.6M	\$54.6M	\$53.9M	\$53.8M	\$55.4M
NUMBER FOR SALE	11	10	10	14	12	13	12
ACTIVE FLEET	338	338	336	355	386	384	356
PERCENTAGE FOR SALE	3%	3%	3%	3%	3%	3%	3%
AVERAGE YEAR	2015	2015	2015	2015	2014	2015	2015
AVERAGE DAYS ON MARKET	246	268	255	266	284	270	265
AVERAGE AIRFRAME TIME	773	831	935	1,179	1,304	1,178	1,033
TRANSACTIONS	2	0	1	1	1	TBD	5 TOTAL

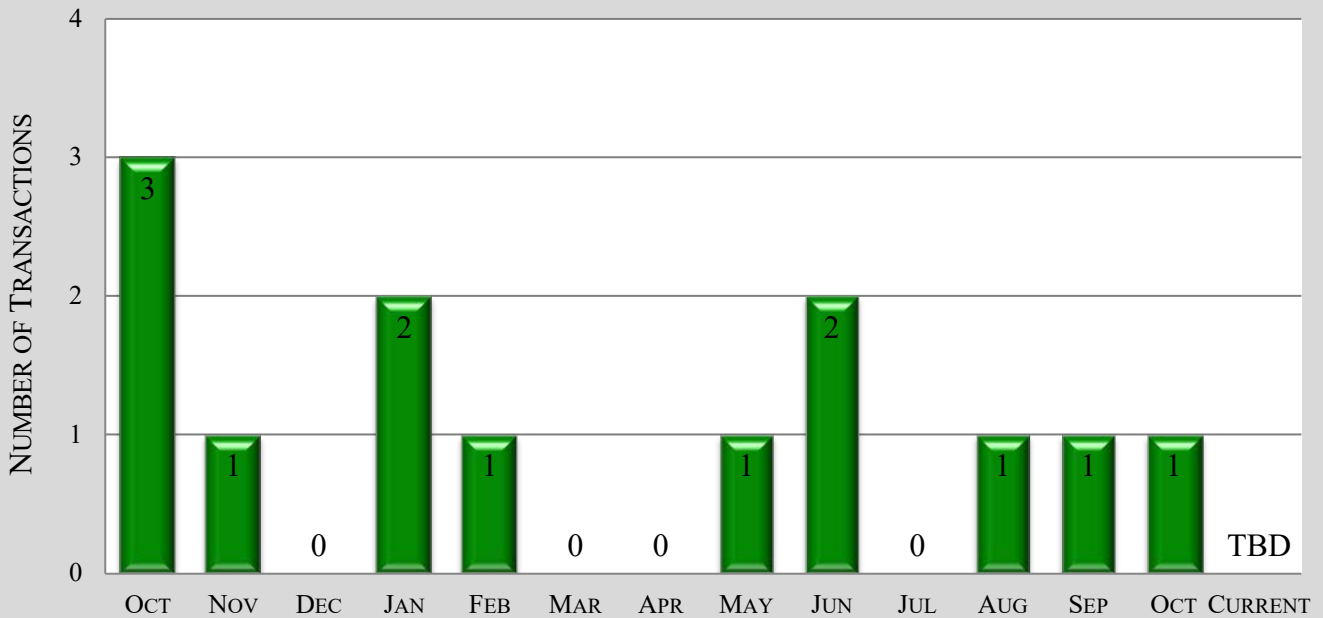
GULFSTREAM G650/ER – 12 MONTH FOR SALE INVENTORY HISTORY



GULFSTREAM G650/ER – 12 MONTH ASKING PRICE TREND



GULFSTREAM G650/ER – 12 MONTH TRANSACTION HISTORY



GULFSTREAM G650/ER – AIRCRAFT BLUE BOOK VALUATIONS

YEAR	AVERAGE RETAIL	AVERAGE WHOLESALE	TREND
2012ER	\$46,000,000	\$40,827,000	NO CHANGE
2013ER	\$49,000,000	\$43,490,000	NO CHANGE
2014ER	\$51,000,000	\$45,265,000	NO CHANGE
2015ER	\$53,000,000	\$47,040,000	NO CHANGE
2016ER	\$58,000,000	\$51,478,000	NO CHANGE
2017ER	\$64,000,000	\$56,803,000	-\$1,775,000
2018ER	\$70,150,000	\$62,262,000	NO CHANGE

GULFSTREAM G650/ER – VREF VALUATIONS

YEAR	AVERAGE RETAIL	AVERAGE WHOLESALE	TREND
2012	\$46,000,000	\$42,320,000	-\$500,000
2013	\$48,000,000	\$44,160,000	-\$500,000
2014	\$50,500,000	\$46,460,000	-\$500,000
2014ER	\$53,500,000	\$48,257,000	NO CHANGE
2015	\$52,500,000	\$47,250,000	NO CHANGE
2015ER	\$56,000,000	\$51,520,000	NO CHANGE
2016	\$55,000,000	\$49,500,000	NO CHANGE
2016ER	\$59,000,000	\$53,218,000	NO CHANGE
2017	\$62,000,000	\$55,924,000	-\$1,000,000
2017ER	\$64,000,000	\$57,728,000	-\$1,000,000
2018	\$68,500,000	\$61,787,000	NO CHANGE
2018ER	\$70,500,000	\$63,591,000	NO CHANGE

The above data is valid from September through November.

**GULFSTREAM G650/ER MARKET DETAILS AS OF OCTOBER 2018
ARRANGED BY YEAR**

YEAR	DAYS ON MARKET	ASK PRICE	AIRFRAME TOTAL TIME	LOCATION
2012	1,055	\$44,950,000	2,446	U.S.A.
2013	35	\$44,250,000	986	U.S.A.
2013	99	\$44,950,000	3,592	U.S.A.
2013	121	\$49,950,000	1,202	U.S.A.
2014	783	\$53,900,000	618	U.S.A.
2014	13	\$51,000,000	677	Asia
2015	273	\$52,500,000	1,775	Europe
2015	197	\$53,950,000	816	Europe
2015	468	\$61,950,000	800	U.S.A.
2015	34	\$54,995,000	937	Middle East
2015	106	\$55,000,000	775	Europe
2017	324	\$65,950,000	485	U.S.A.
2018	6	\$66,000,000	200	U.S.A.

**GULFSTREAM G650/ER MARKET DETAILS AS OF OCTOBER 2018
ARRANGED BY DAYS ON MARKET**

YEAR	DAYS ON MARKET	ASK PRICE	AIRFRAME TOTAL TIME	LOCATION
2018	6	\$66,000,000	200	U.S.A.
2014	13	\$51,000,000	677	Asia
2015	34	\$54,995,000	937	Middle East
2013	35	\$44,250,000	986	U.S.A.
2013	99	\$44,950,000	3,592	U.S.A.
2015	106	\$55,000,000	775	Europe
2013	121	\$49,950,000	1,202	U.S.A.
2015	197	\$53,950,000	816	Europe
2015	273	\$52,500,000	1,775	Europe
2017	324	\$65,950,000	485	U.S.A.
2015	468	\$61,950,000	800	U.S.A.
2014	783	\$53,900,000	618	U.S.A.
2012	1,055	\$44,950,000	2,446	U.S.A.

**GULFSTREAM G650/ER MARKET DETAILS AS OF OCTOBER 2018
ARRANGED BY ASKING PRICE**

YEAR	DAYS ON MARKET	ASK PRICE	AIRFRAME TOTAL TIME	LOCATION
2013	35	\$44,250,000	986	U.S.A.
2012	1,055	\$44,950,000	2,446	U.S.A.
2013	99	\$44,950,000	3,592	U.S.A.
2013	121	\$49,950,000	1,202	U.S.A.
2014	13	\$51,000,000	677	Asia
2015	273	\$52,500,000	1,775	Europe
2014	783	\$53,900,000	618	U.S.A.
2015	197	\$53,950,000	816	Europe
2015	34	\$54,995,000	937	Middle East
2015	106	\$55,000,000	775	Europe
2015	468	\$61,950,000	800	U.S.A.
2017	324	\$65,950,000	485	U.S.A.
2018	6	\$66,000,000	200	U.S.A.

**GULFSTREAM G650/ER MARKET DETAILS AS OF OCTOBER 2018
ARRANGED BY TOTAL TIME ON AIRFRAME**

YEAR	DAYS ON MARKET	ASK PRICE	AIRFRAME TOTAL TIME	LOCATION
2018	6	\$66,000,000	200	U.S.A.
2017	324	\$65,950,000	485	U.S.A.
2014	783	\$53,900,000	618	U.S.A.
2014	13	\$51,000,000	677	Asia
2015	106	\$55,000,000	775	Europe
2015	468	\$61,950,000	800	U.S.A.
2015	197	\$53,950,000	816	Europe
2015	34	\$54,995,000	937	Middle East
2013	35	\$44,250,000	986	U.S.A.
2013	121	\$49,950,000	1,202	U.S.A.
2015	273	\$52,500,000	1,775	Europe
2012	1,055	\$44,950,000	2,446	U.S.A.
2013	99	\$44,950,000	3,592	U.S.A.

**GULFSTREAM G650/ER MARKET DETAILS AS OF OCTOBER 2018
ARRANGED BY LOCATION**

YEAR	DAYS ON MARKET	ASK PRICE	AIRFRAME TOTAL TIME	LOCATION
2014	13	\$51,000,000	677	Asia
2015	273	\$52,500,000	1,775	Europe
2015	197	\$53,950,000	816	Europe
2015	106	\$55,000,000	775	Europe
2015	34	\$54,995,000	937	Middle East
2013	35	\$44,250,000	986	U.S.A.
2014	783	\$53,900,000	618	U.S.A.
2013	121	\$49,950,000	1,202	U.S.A.
2018	6	\$66,000,000	200	U.S.A.
2012	1,055	\$44,950,000	2,446	U.S.A.
2013	99	\$44,950,000	3,592	U.S.A.
2015	468	\$61,950,000	800	U.S.A.
2017	324	\$65,950,000	485	U.S.A.

GULFSTREAM G650/ER MARKET DETAILS AS OF OCTOBER 2018 RECENT CHANGES TO FOR-SALE INVENTORY

SERIAL#	REGISTRATION	YEAR	DAYS ON MARKET	ASK PRICE	AIRFRAME TOTAL TIME	LOCATION	STATUS
<i>6258</i>	<i>N-1948S</i>	<i>2017</i>	<i>181</i>	<i>\$66,800,000</i>	<i>440</i>	<i>U.S.A.</i>	<i>Withdrawn 2018-12</i>
<i>6010ER</i>	<i>N-100AY</i>	<i>2012</i>	<i>161</i>	<i>\$46,000,000</i>	<i>1,854</i>	<i>U.S.A.</i>	<i>Sold 2018-11</i>
<i>6171ER</i>	<i>N-2437</i>	<i>2016</i>	<i>54</i>	<i>\$59,300,000</i>	<i>912</i>	<i>Asia</i>	<i>Sold 2018-10</i>

Disclaimer

Market changes are based on responses from sellers and agents. These changes have been reported, but not yet confirmed. Altus Aviation offers the details of these aircraft in good faith but cannot guarantee or warrant the accuracy of this information nor warrant the condition of the aircraft. A buyer should instruct his agents, or his surveyors, to investigate such details as the buyer desires validated. These aircraft are offered subject to prior sale, price change, or withdrawal without notice.



The disclosures contained in research documents produced by Altus Aviation shall be governed by and construed in accordance with U.S. law. Altus Aviation specifically prohibits the redistribution of this document in whole or in part without the written permission of Altus Aviation and therefore Altus Aviation accepts no liability whatsoever for the actions of third parties in this respect. Images May depict objects or elements that are protected by third party copyright, trademarks and other intellectual property rights. © Altus Aviation 2016. All rights reserved.