



GULFSTREAM G650/ER MARKET OVERVIEW

AUGUST 2018



GULFSTREAM G650/ER MARKET OVERVIEW AUGUST 2018

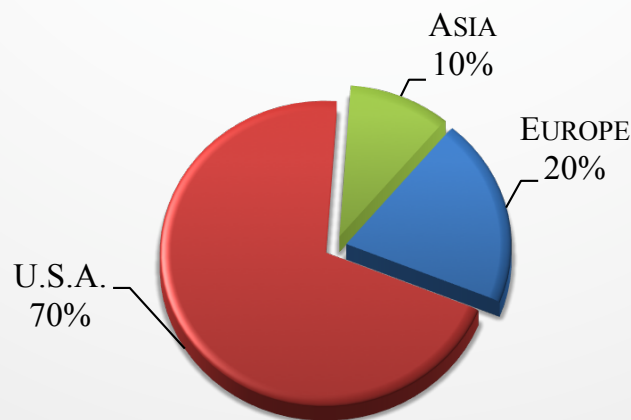
Currently, there are 7 Gulfstream G650s for sale of 207 aircraft,
representing 3% of the active fleet,
and 7 Gulfstream G650ERs for sale of 148 aircraft, representing 5% of the active fleet.

CURRENT GULFSTREAM G650/ER MARKET SUMMARY

AIRCRAFT SUMMARY	LOW	HIGH	AVERAGE
ASKING PRICE	\$46,000,000	\$65,950,000	\$54,557,000
AIRFRAME TOTAL TIME	149	2,446	1,179
MANUFACTURE YEAR	2013	2017	2015
DAYS ON MARKET	7	963	266

FIGURES BASED ON ASKING PRICES, NOT SALES PRICES. BASED ON 14 AIRCRAFT PRICES AND 14 AIRCRAFT FOR SALE

CURRENT GULFSTREAM G650/ER MARKET BY SELLER LOCATION

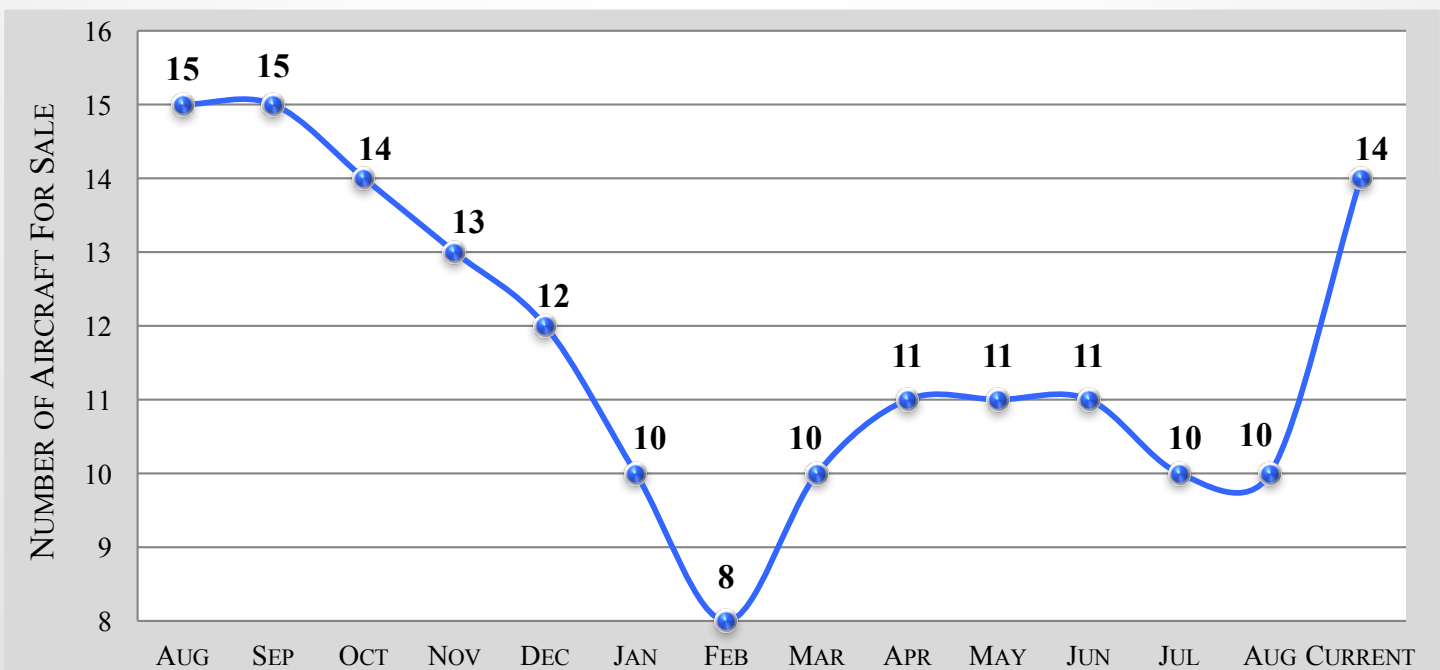




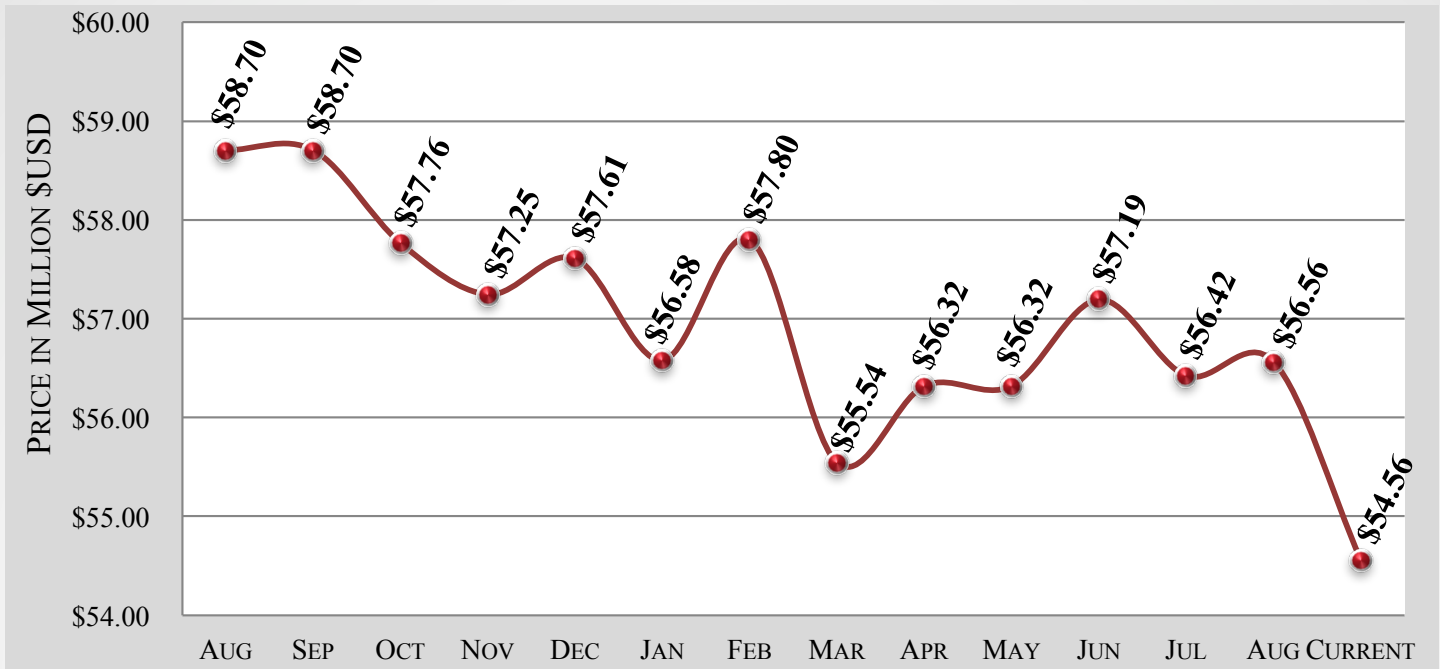
GULFSTREAM G650/ER – 6 MONTH MARKET HISTORY

MONTH	APR	MAY	JUNE	JULY	AUG	CURRENT	AVERAGE
AVERAGE ASK PRICE	\$56.3M	\$56.3M	\$57.2	\$56.4M	\$56.6M	\$54.6M	\$56.2M
NUMBER FOR SALE	11	11	11	10	10	14	11
ACTIVE FLEET	318	320	338	338	336	355	334
PERCENTAGE FOR SALE	3%	3%	3%	3%	3%	3%	3%
AVERAGE YEAR	2015	2015	2015	2015	2015	2015	2015
AVERAGE DAYS ON MARKET	307	323	246	268	255	266	278
AVERAGE AIRFRAME TIME	914	932	773	831	935	1,179	927
TRANSACTIONS	0	1	2	0	1	TBD	4 TOTAL

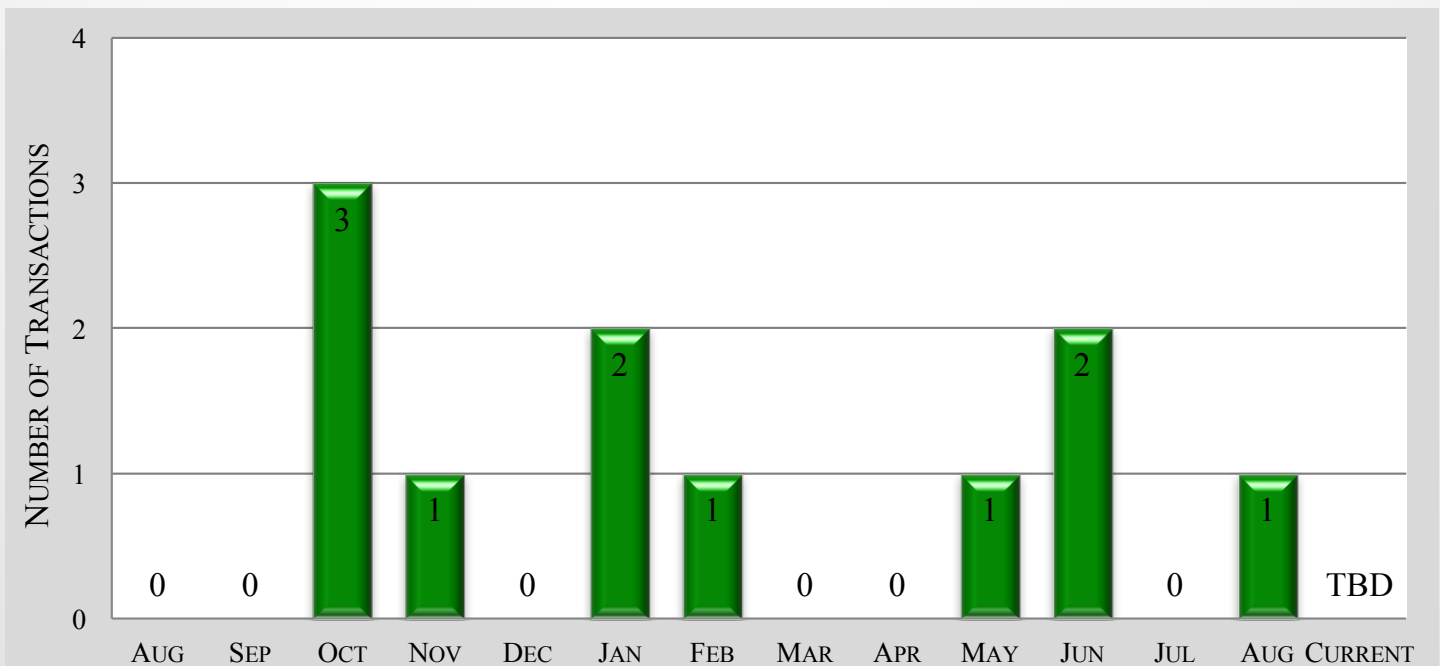
GULFSTREAM G650/ER – 12 MONTH FOR SALE INVENTORY HISTORY



GULFSTREAM G650/ER – 12 MONTH ASKING PRICE TREND



GULFSTREAM G650/ER – 12 MONTH TRANSACTION HISTORY



GULFSTREAM G650/ER – AIRCRAFT BLUE BOOK VALUATIONS

YEAR	AVERAGE RETAIL	AVERAGE WHOLESALE	TREND
2012ER	\$46,000,000	\$40,827,000	NO CHANGE
2013ER	\$49,000,000	\$43,490,000	NO CHANGE
2014ER	\$51,000,000	\$45,265,000	NO CHANGE
2015ER	\$53,000,000	\$47,040,000	NO CHANGE
2016ER	\$58,000,000	\$51,478,000	NO CHANGE
2017ER	\$64,000,000	\$56,803,000	-\$1,775,000
2018ER	\$70,150,000	\$62,262,000	NO CHANGE

GULFSTREAM G650/ER – VREF VALUATIONS

YEAR	AVERAGE RETAIL	AVERAGE WHOLESALE	TREND
2012	\$46,000,000	\$42,320,000	-\$500,000
2013	\$48,000,000	\$44,160,000	-\$500,000
2014	\$50,500,000	\$46,460,000	-\$500,000
2014ER	\$53,500,000	\$48,257,000	NO CHANGE
2015	\$52,500,000	\$47,250,000	NO CHANGE
2015ER	\$56,000,000	\$51,520,000	NO CHANGE
2016	\$55,000,000	\$49,500,000	NO CHANGE
2016ER	\$59,000,000	\$53,218,000	NO CHANGE
2017	\$62,000,000	\$55,924,000	-\$1,000,000
2017ER	\$64,000,000	\$57,728,000	-\$1,000,000
2018	\$68,500,000	\$61,787,000	NO CHANGE
2018ER	\$70,500,000	\$63,591,000	NO CHANGE

The above data is valid from September through November.

GULFSTREAM G650/ER MARKET DETAILS AS OF AUGUST 2018
ARRANGED BY YEAR

YEAR	DAYS ON MARKET	ASK PRICE	AIRFRAME TOTAL TIME	LOCATION
2012	963	\$52,950,000	2,446	U.S.A.
2012	105	\$46,000,000	1,854	U.S.A.
2013	29	\$51,900,000	1202	U.S.A.
2013	7	\$46,500,000	3,449	U.S.A.
2014	691	\$54,900,000	618	U.S.A.
2014	12	\$51,000,000	652	Asia
2015	376	\$61,950,000	800	U.S.A.
2015	14	\$55,000,000	n/a	Europe
2015	181	\$48,995,000	1,500	Europe
2015	105	\$53,950,000	816	Europe
2016	871	\$52,900,000	149	U.S.A.
2016	54	\$59,300,000	912	Asia
2017	89	\$62,500,000	440	U.S.A.
2017	232	\$65,950,000	485	U.S.A.

GULFSTREAM G650/ER MARKET DETAILS AS OF AUGUST 2018
ARRANGED BY DAYS ON MARKET

YEAR	DAYS ON MARKET	ASK PRICE	AIRFRAME TOTAL TIME	LOCATION
2013	7	\$46,500,000	3,449	U.S.A.
2014	12	\$51,000,000	652	Asia
2015	14	\$55,000,000	n/a	Europe
2013	29	\$51,900,000	1202	U.S.A.
2016	54	\$59,300,000	912	Asia
2017	89	\$62,500,000	440	U.S.A.
2012	105	\$46,000,000	1,854	U.S.A.
2015	105	\$53,950,000	816	Europe
2015	181	\$48,995,000	1,500	Europe
2017	232	\$65,950,000	485	U.S.A.
2015	376	\$61,950,000	800	U.S.A.
2014	691	\$54,900,000	618	U.S.A.
2016	871	\$52,900,000	149	U.S.A.
2012	963	\$52,950,000	2,446	U.S.A.

GULFSTREAM G650/ER MARKET DETAILS AS OF AUGUST 2018
ARRANGED BY ASKING PRICE

YEAR	DAYS ON MARKET	ASK PRICE	AIRFRAME TOTAL TIME	LOCATION
2012	105	\$46,000,000	1,854	U.S.A.
2013	7	\$46,500,000	3,449	U.S.A.
2015	181	\$48,995,000	1,500	Europe
2014	12	\$51,000,000	652	Asia
2013	29	\$51,900,000	1202	U.S.A.
2016	871	\$52,900,000	149	U.S.A.
2012	963	\$52,950,000	2,446	U.S.A.
2015	105	\$53,950,000	816	Europe
2014	691	\$54,900,000	618	U.S.A.
2015	14	\$55,000,000	n/a	Europe
2016	54	\$59,300,000	912	Asia
2015	376	\$61,950,000	800	U.S.A.
2017	89	\$62,500,000	440	U.S.A.
2017	232	\$65,950,000	485	U.S.A.

GULFSTREAM G650/ER MARKET DETAILS AS OF AUGUST 2018
ARRANGED BY TOTAL TIME ON AIRFRAME

YEAR	DAYS ON MARKET	ASK PRICE	AIRFRAME TOTAL TIME	LOCATION
2016	871	\$52,900,000	149	U.S.A.
2017	89	\$62,500,000	440	U.S.A.
2017	232	\$65,950,000	485	U.S.A.
2014	691	\$54,900,000	618	U.S.A.
2014	12	\$51,000,000	652	Asia
2015	376	\$61,950,000	800	U.S.A.
2015	105	\$53,950,000	816	Europe
2016	54	\$59,300,000	912	Asia
2013	29	\$51,900,000	1202	U.S.A.
2015	181	\$48,995,000	1,500	Europe
2012	105	\$46,000,000	1,854	U.S.A.
2012	963	\$52,950,000	2,446	U.S.A.
2013	7	\$46,500,000	3,449	U.S.A.
2015	14	\$55,000,000	n/a	Europe

GULFSTREAM G650/ER MARKET DETAILS AS OF AUGUST 2018
ARRANGED BY LOCATION

YEAR	DAYS ON MARKET	ASK PRICE	AIRFRAME TOTAL TIME	LOCATION
2016	54	\$59,300,000	912	Asia
2014	12	\$51,000,000	652	Asia
2015	181	\$48,995,000	1,500	Europe
2015	105	\$53,950,000	816	Europe
2015	14	\$55,000,000	n/a	Europe
2014	691	\$54,900,000	618	U.S.A.
2013	29	\$51,900,000	1202	U.S.A.
2016	871	\$52,900,000	149	U.S.A.
2017	89	\$62,500,000	440	U.S.A.
2012	963	\$52,950,000	2,446	U.S.A.
2012	105	\$46,000,000	1,854	U.S.A.
2013	7	\$46,500,000	3,449	U.S.A.
2015	376	\$61,950,000	800	U.S.A.
2017	232	\$65,950,000	485	U.S.A.



GULFSTREAM G650/ER MARKET DETAILS AS OF AUGUST 2018 RECENT CHANGES TO FOR-SALE INVENTORY

YEAR	DAYS ON MARKET	ASK PRICE	AIRFRAME TOTAL TIME	LOCATION	STATUS
2014	143	\$46,995,000	1,775	U.S.A.	Sold 2018-08
2016	700	\$66,950,000	150	U.S.A.	Withdrawn 2018-08

Disclaimer

Market changes are based on responses from sellers and agents. These changes have been reported, but not yet confirmed. Altus Aviation offers the details of these aircraft in good faith but cannot guarantee or warrant the accuracy of this information nor warrant the condition of the aircraft. A buyer should instruct his agents, or his surveyors, to investigate such details as the buyer desires validated. These aircraft are offered subject to prior sale, price change, or withdrawal without notice.



GULFSTREAM G650/ER MARKET OVERVIEW

AUGUST 2018



The disclosures contained in research documents produced by Altus Aviation shall be governed by and construed in accordance with U.S. law. Altus Aviation specifically prohibits the redistribution of this document in whole or in part without the written permission of Altus Aviation and therefore Altus Aviation accepts no liability whatsoever for the actions of third parties in this respect. Images May depict objects or elements that are protected by third party copyright, trademarks and other intellectual property rights. © Altus Aviation 2016. All rights reserved.