



# GULFSTREAM G650/ER MARKET OVERVIEW

## JULY 2018



## GULFSTREAM G650/ER MARKET OVERVIEW JULY 2018

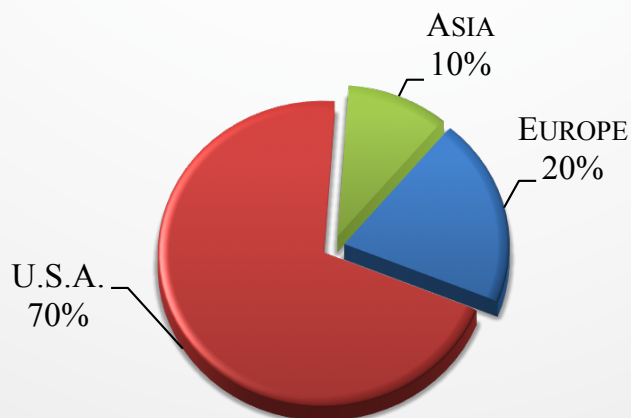
Currently, there are 6 Gulfstream G650s for sale of 197 aircraft,  
representing 3% of the active fleet,  
and 4 Gulfstream G650ERs for sale of 139 aircraft, representing 3% of the active fleet.

### CURRENT GULFSTREAM G650/ER MARKET SUMMARY

AIRCRAFT SUMMARY	LOW	HIGH	AVERAGE
ASKING PRICE	\$46,000,000	\$70,500,000	\$56,564,000
AIRFRAME TOTAL TIME	146	1,854	935
MANUFACTURE YEAR	2014	2017	2015
DAYS ON MARKET	21	838	255

*FIGURES BASED ON ASKING PRICES, NOT SALES PRICES. BASED ON 10 AIRCRAFT PRICES AND 10 AIRCRAFT FOR SALE*

### CURRENT GULFSTREAM G650/ER MARKET BY SELLER LOCATION

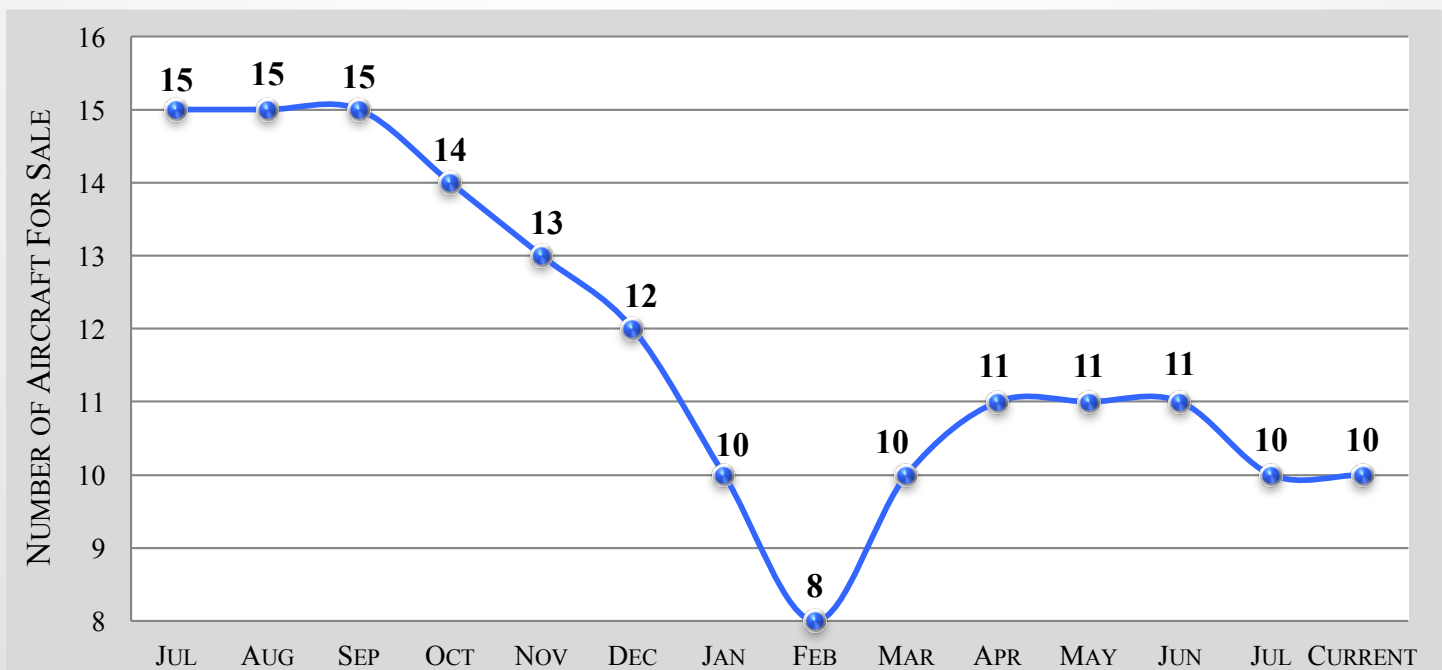




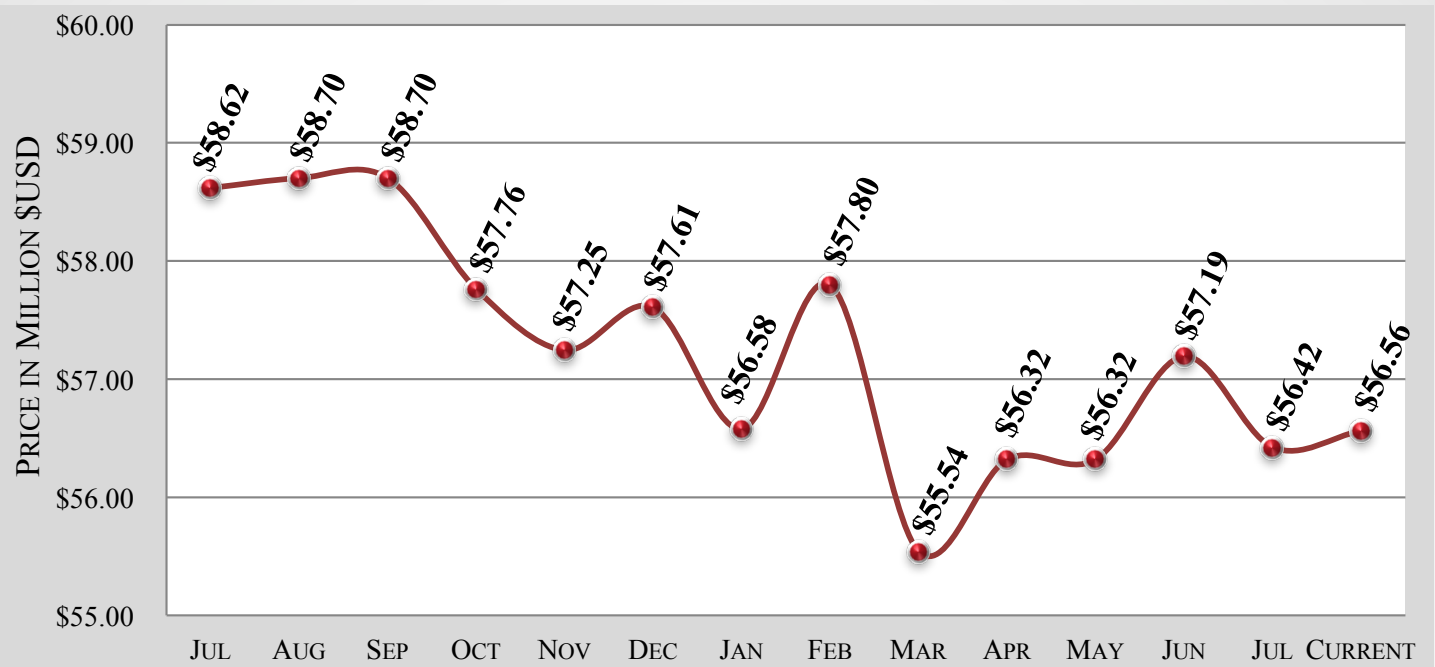
GULFSTREAM G650/ER – 6 MONTH MARKET HISTORY

MONTH	MAR	APR	MAY	JUNE	JULY	CURRENT	AVERAGE
AVERAGE ASK PRICE	\$55.5M	\$56.3M	\$56.3M	\$57.2	\$56.4M	\$56.6M	\$56.4M
NUMBER FOR SALE	10	11	11	11	10	10	11
ACTIVE FLEET	319	318	320	338	338	336	328
PERCENTAGE FOR SALE	3%	3%	3%	3%	3%	3%	3%
AVERAGE YEAR	2015	2015	2015	2015	2015	2015	2015
AVERAGE DAYS ON MARKET	316	307	323	246	268	255	286
AVERAGE AIRFRAME TIME	980	914	932	773	831	935	894
TRANSACTIONS	0	0	1	2	0	TBD	3 TOTAL

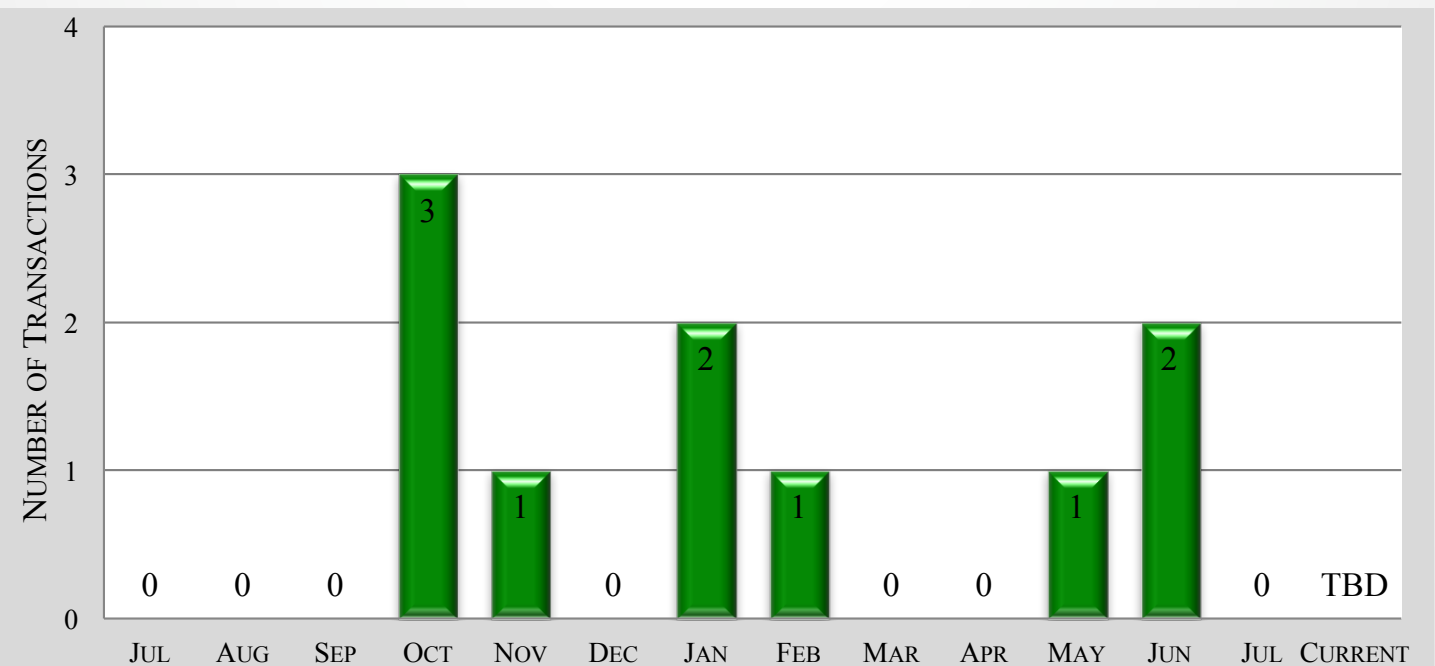
GULFSTREAM G650/ER – 12 MONTH FOR SALE INVENTORY HISTORY



GULFSTREAM G650/ER – 12 MONTH ASKING PRICE TREND



GULFSTREAM G650/ER – 12 MONTH TRANSACTION HISTORY



## GULFSTREAM G650/ER – AIRCRAFT BLUE BOOK VALUATIONS

YEAR	AVERAGE RETAIL	AVERAGE WHOLESALE	TREND
2012ER	\$46,000,000	\$42,824,000	-\$1,775,000
2013ER	\$49,000,000	\$43,490,000	-\$1,775,000
2014ER	\$51,000,000	\$45,265,000	-\$1,775,000
2015ER	\$53,000,000	\$47,040,000	-\$1,775,000
2016ER	\$58,000,000	\$51,478,000	-\$1,775,000
2017ER	\$66,000,000	\$58,578,000	-\$2,663,000
2018ER	\$70,150,000	\$62,262,000	NO CHANGE

## GULFSTREAM G650/ER – VREF VALUATIONS

YEAR	AVERAGE RETAIL	AVERAGE WHOLESALE	TREND
2012	\$46,500,000	\$42,780,000	-\$500,000
2013	\$48,500,000	\$44,620,000	-\$500,000
2014	\$51,000,000	\$46,920,000	NO CHANGE
2014ER	\$53,500,000	\$48,257,000	NO CHANGE
2015	\$52,500,000	\$47,250,000	NO CHANGE
2015ER	\$56,000,000	\$51,520,000	NO CHANGE
2016	\$55,000,000	\$49,500,000	NO CHANGE
2016ER	\$59,000,000	\$53,218,000	NO CHANGE
2017	\$63,000,000	\$56,826,000	NO CHANGE
2017ER	\$65,000,000	\$58,630,000	NO CHANGE
2018	\$68,500,000	\$61,787,000	NO CHANGE
2018ER	\$70,500,000	\$63,591,000	NO CHANGE

*The above data is valid from July through August.*

GULFSTREAM G650/ER MARKET DETAILS AS OF JULY 2018  
ARRANGED BY YEAR

YEAR	DAYS ON MARKET	ASK PRICE	AIRFRAME TOTAL TIME	LOCATION
2012	72	\$46,000,000	1,854	U.S.A.
2014	658	\$54,900,000	618	U.S.A.
2014	143	\$46,995,000	1,775	U.S.A.
2015	148	\$48,995,000	1,500	Europe
2015	343	\$61,950,000	800	U.S.A.
2015	72	\$53,950,000	816	Europe
2016	21	\$70,500,000	911	Asia
2016	838	\$52,900,000	146	U.S.A.
2017	56	\$63,500,000	440	U.S.A.
2017	199	\$65,950,000	485	U.S.A.

GULFSTREAM G650/ER MARKET DETAILS AS OF JULY 2018  
ARRANGED BY DAYS ON MARKET

YEAR	DAYS ON MARKET	ASK PRICE	AIRFRAME TOTAL TIME	LOCATION
2016	21	\$70,500,000	911	Asia
2017	56	\$63,500,000	440	U.S.A.
2015	72	\$53,950,000	816	Europe
2012	72	\$46,000,000	1,854	U.S.A.
2014	143	\$46,995,000	1,775	U.S.A.
2015	148	\$48,995,000	1,500	Europe
2017	199	\$65,950,000	485	U.S.A.
2015	343	\$61,950,000	800	U.S.A.
2014	658	\$54,900,000	618	U.S.A.
2016	838	\$52,900,000	146	U.S.A.

GULFSTREAM G650/ER MARKET DETAILS AS OF JULY 2018  
ARRANGED BY ASKING PRICE

YEAR	DAYS ON MARKET	ASK PRICE	AIRFRAME TOTAL TIME	LOCATION
2012	72	\$46,000,000	1,854	U.S.A.
2014	143	\$46,995,000	1,775	U.S.A.
2015	148	\$48,995,000	1,500	Europe
2016	838	\$52,900,000	146	U.S.A.
2015	72	\$53,950,000	816	Europe
2014	658	\$54,900,000	618	U.S.A.
2015	343	\$61,950,000	800	U.S.A.
2017	56	\$63,500,000	440	U.S.A.
2017	199	\$65,950,000	485	U.S.A.
2016	21	\$70,500,000	911	Asia



GULFSTREAM G650/ER MARKET DETAILS AS OF JULY 2018  
ARRANGED BY TOTAL TIME ON AIRFRAME

YEAR	DAYS ON MARKET	ASK PRICE	AIRFRAME TOTAL TIME	LOCATION
2016	838	\$52,900,000	146	U.S.A.
2017	56	\$63,500,000	440	U.S.A.
2017	199	\$65,950,000	485	U.S.A.
2014	658	\$54,900,000	618	U.S.A.
2015	343	\$61,950,000	800	U.S.A.
2015	72	\$53,950,000	816	Europe
2016	21	\$70,500,000	911	Asia
2015	148	\$48,995,000	1,500	Europe
2014	143	\$46,995,000	1,775	U.S.A.
2012	72	\$46,000,000	1,854	U.S.A.

GULFSTREAM G650/ER MARKET DETAILS AS OF JULY 2018  
ARRANGED BY LOCATION

YEAR	DAYS ON MARKET	ASK PRICE	AIRFRAME TOTAL TIME	LOCATION
2016	21	\$70,500,000	911	Asia
2015	72	\$53,950,000	816	Europe
2015	148	\$48,995,000	1,500	Europe
2016	838	\$52,900,000	146	U.S.A.
2017	56	\$63,500,000	440	U.S.A.
2017	199	\$65,950,000	485	U.S.A.
2014	658	\$54,900,000	618	U.S.A.
2015	343	\$61,950,000	800	U.S.A.
2014	143	\$46,995,000	1,775	U.S.A.
2012	72	\$46,000,000	1,854	U.S.A.



## GULFSTREAM G650/ER MARKET DETAILS AS OF JULY 2018 RECENT CHANGES TO FOR-SALE INVENTORY

YEAR	DAYS ON MARKET	ASK PRICE	AIRFRAME TOTAL TIME	LOCATION	STATUS
2016	700	\$66,950,000	150	U.S.A.	Withdrawn 2018-08
2015	287	\$54,995,000	2,012	Europe	Sold 2018-07
2016	68	\$61,500,000	528	U.S.A.	Withdrawn 2018-07
2016	700	\$66,950,000	150	U.S.A.	Withdrawn 2018-08

### **Disclaimer**

Market changes are based on responses from sellers and agents. These changes have been reported, but not yet confirmed. Altus Aviation offers the details of these aircraft in good faith but cannot guarantee or warrant the accuracy of this information nor warrant the condition of the aircraft. A buyer should instruct his agents, or his surveyors, to investigate such details as the buyer desires validated. These aircraft are offered subject to prior sale, price change, or withdrawal without notice.



# GULFSTREAM G650/ER MARKET OVERVIEW

## JULY 2018



The disclosures contained in research documents produced by Altus Aviation shall be governed by and construed in accordance with U.S. law. Altus Aviation specifically prohibits the redistribution of this document in whole or in part without the written permission of Altus Aviation and therefore Altus Aviation accepts no liability whatsoever for the actions of third parties in this respect. Images May depict objects or elements that are protected by third party copyright, trademarks and other intellectual property rights. © Altus Aviation 2016. All rights reserved.