



# GULFSTREAM G650/ER MARKET OVERVIEW

## MAY 2018



## GULFSTREAM G650/ER MARKET OVERVIEW MAY 2018

Currently, there are 7 Gulfstream G650s for sale of 204 aircraft, representing 3% of the active fleet, and 4 Gulfstream G650ERs for sale of 134 aircraft, representing 3% of the active fleet.

### CURRENT GULFSTREAM G650/ER MARKET SUMMARY

AIRCRAFT SUMMARY	LOW	HIGH	AVERAGE
ASKING PRICE	\$46,995,000	\$66,950,000	\$57,194,000
AIRFRAME TOTAL TIME	146	1,854	773
MANUFACTURE YEAR	2014	2017	2015
DAYS ON MARKET	19	801	246

*FIGURES BASED ON ASKING PRICES, NOT SALES PRICES. BASED ON 11 AIRCRAFT PRICES AND 11 AIRCRAFT FOR SALE*

### CURRENT GULFSTREAM G650/ER MARKET BY SELLER LOCATION

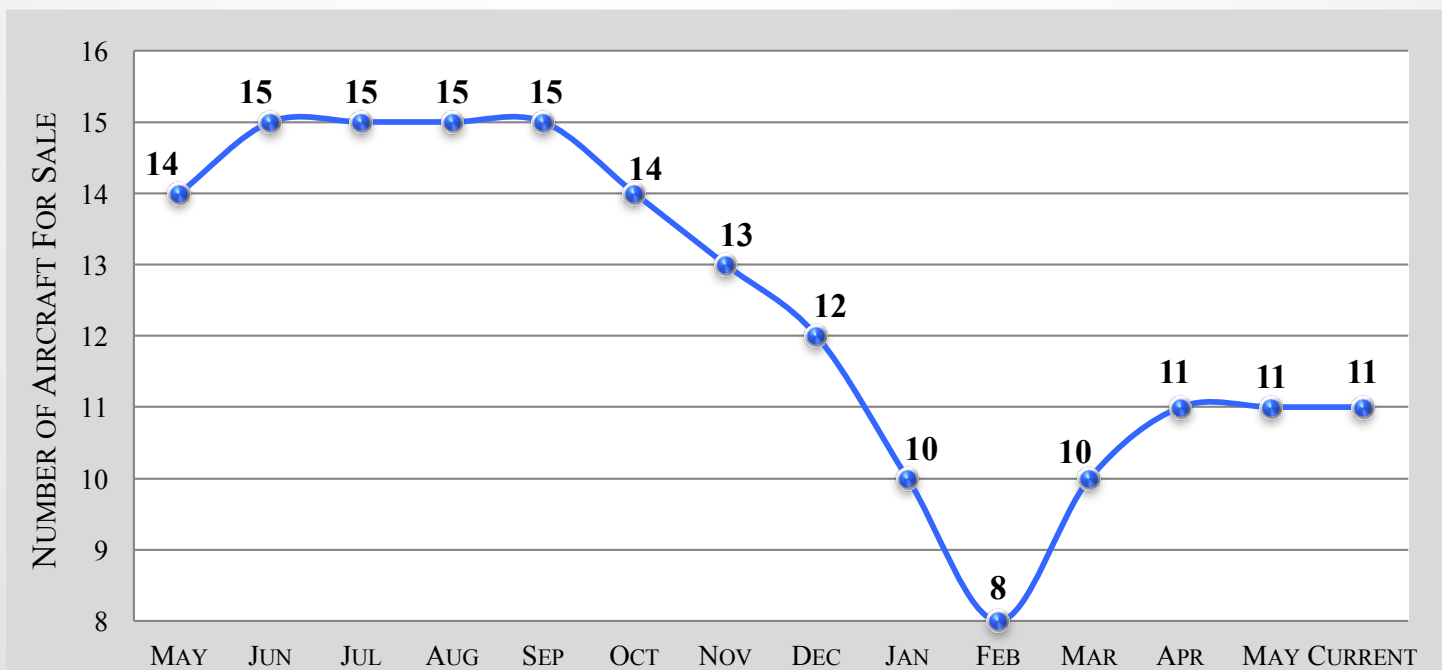




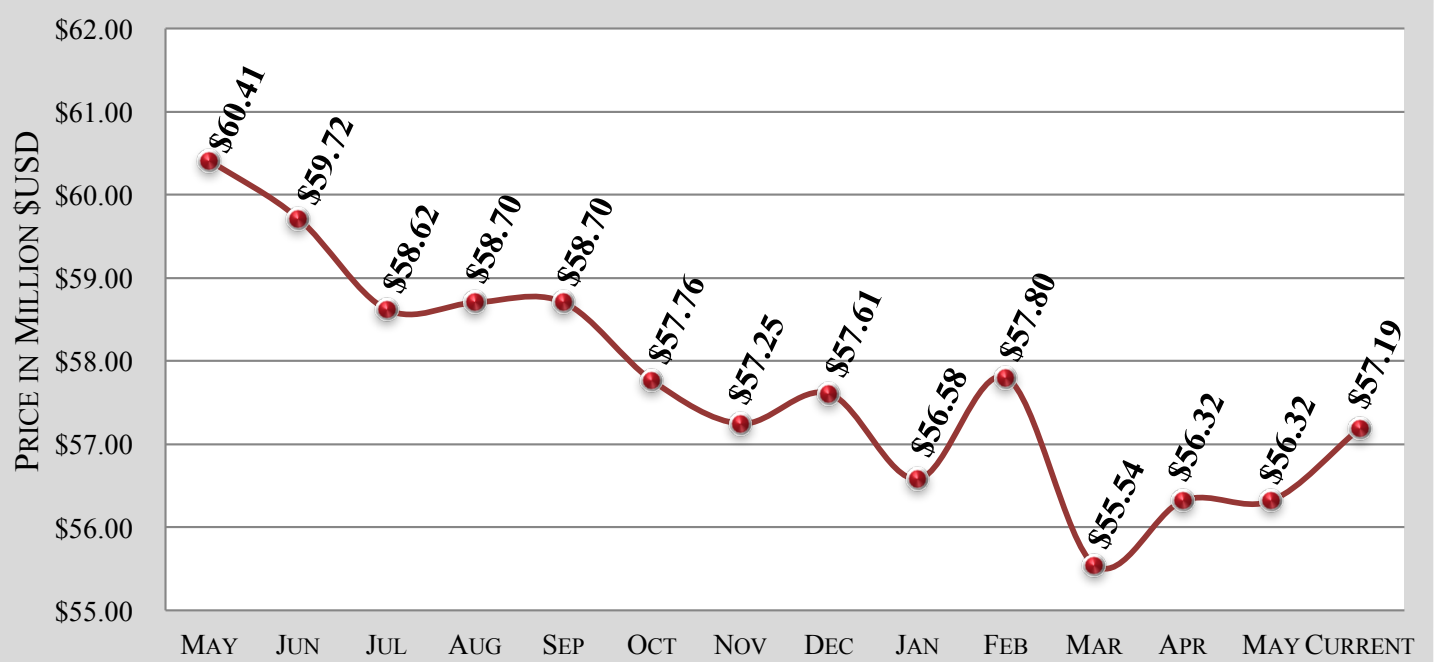
GULFSTREAM G650/ER – 6 MONTH MARKET HISTORY

MONTH	JAN	FEB	MAR	APR	MAY	CURRENT	AVERAGE
AVERAGE ASK PRICE	\$57.6M	\$57.8M	\$55.5M	\$56.3M	\$56.3M	\$57.2	\$56.6M
NUMBER FOR SALE	10	8	10	11	11	11	10
ACTIVE FLEET	319	319	319	318	320	338	322
PERCENTAGE FOR SALE	3%	3%	3%	3%	3%	3%	3%
AVERAGE YEAR	2014	2015	2015	2015	2015	2015	2015
AVERAGE DAYS ON MARKET	472	406	316	307	323	246	345
AVERAGE AIRFRAME TIME	859	1,043	980	914	932	773	917
TRANSACTIONS	2	1	0	0	1	TBD	4 TOTAL

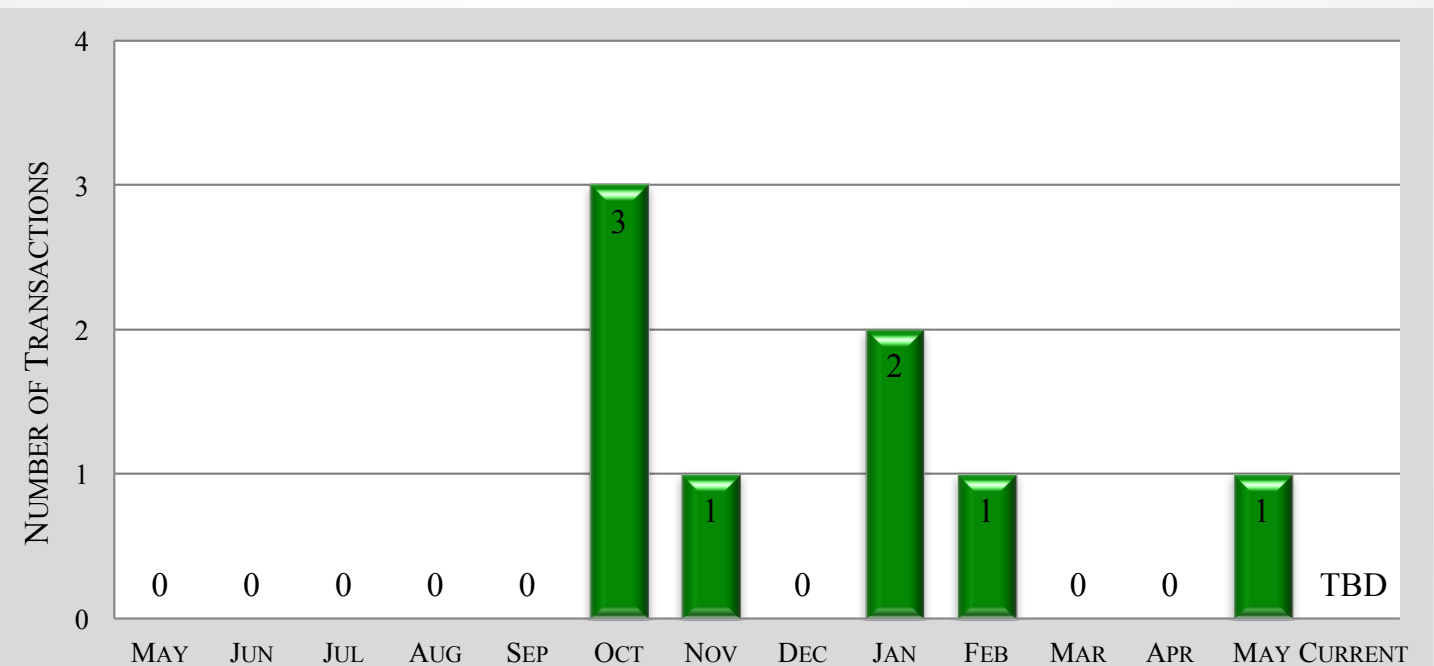
GULFSTREAM G650/ER – 12 MONTH FOR SALE INVENTORY HISTORY



GULFSTREAM G650/ER – 12 MONTH ASKING PRICE TREND



GULFSTREAM G650/ER – 12 MONTH TRANSACTION HISTORY



## GULFSTREAM G650/ER – AIRCRAFT BLUE BOOK VALUATIONS

YEAR	AVERAGE RETAIL	AVERAGE WHOLESALE	TREND
2012ER	\$46,000,000	\$42,824,000	-\$1,775,000
2013ER	\$49,000,000	\$43,490,000	-\$1,775,000
2014ER	\$51,000,000	\$45,265,000	-\$1,775,000
2015ER	\$53,000,000	\$47,040,000	-\$1,775,000
2016ER	\$58,000,000	\$51,478,000	-\$1,775,000
2017ER	\$66,000,000	\$58,578,000	-\$2,663,000
2018ER	\$70,150,000	\$62,262,000	NO CHANGE

## GULFSTREAM G650/ER – VREF VALUATIONS

YEAR	AVERAGE RETAIL	AVERAGE WHOLESALE	TREND
2012	\$46,500,000	\$42,780,000	-\$500,000
2013	\$48,500,000	\$44,620,000	-\$500,000
2014	\$51,000,000	\$46,920,000	NO CHANGE
2014ER	\$53,500,000	\$48,257,000	NO CHANGE
2015	\$52,500,000	\$47,250,000	NO CHANGE
2015ER	\$56,000,000	\$51,520,000	NO CHANGE
2016	\$55,000,000	\$49,500,000	NO CHANGE
2016ER	\$59,000,000	\$53,218,000	NO CHANGE
2017	\$63,000,000	\$56,826,000	NO CHANGE
2017ER	\$65,000,000	\$58,630,000	NO CHANGE
2018	\$68,500,000	\$61,787,000	NO CHANGE
2018ER	\$70,500,000	\$63,591,000	NO CHANGE

*The above data is valid from April through June.*

GULFSTREAM G650/ER MARKET DETAILS AS OF MAY 2018  
ARRANGED BY YEAR

YEAR	DAYS ON MARKET	ASK PRICE	AIRFRAME TOTAL TIME	LOCATION
2012	35	\$47,500,000	1,854	U.S.A.
2014	621	\$54,900,000	618	U.S.A.
2014	106	\$46,995,000	1,775	U.S.A.
2015	111	\$48,995,000	1,500	Europe
2015	35	\$53,950,000	816	Europe
2016	801	\$53,995,000	146	U.S.A.
2016	663	\$66,950,000	150	U.S.A.
2016	61	\$61,500,000	528	U.S.A.
2017	19	\$63,500,000	440	U.S.A.
2017	162	\$65,950,000	485	U.S.A.
2017	88	\$64,900,000	189	Europe

GULFSTREAM G650/ER MARKET DETAILS AS OF MAY 2018  
ARRANGED BY DAYS ON MARKET

YEAR	DAYS ON MARKET	ASK PRICE	AIRFRAME TOTAL TIME	LOCATION
2017	19	\$63,500,000	440	U.S.A.
2015	35	\$53,950,000	816	Europe
2012	35	\$47,500,000	1,854	U.S.A.
2016	61	\$61,500,000	528	U.S.A.
2017	88	\$64,900,000	189	Europe
2014	106	\$46,995,000	1,775	U.S.A.
2015	111	\$48,995,000	1,500	Europe
2017	162	\$65,950,000	485	U.S.A.
2014	621	\$54,900,000	618	U.S.A.
2016	663	\$66,950,000	150	U.S.A.
2016	801	\$53,995,000	146	U.S.A.

GULFSTREAM G650/ER MARKET DETAILS AS OF MAY 2018  
ARRANGED BY ASKING PRICE

YEAR	DAYS ON MARKET	ASK PRICE	AIRFRAME TOTAL TIME	LOCATION
2014	106	\$46,995,000	1,775	U.S.A.
2012	35	\$47,500,000	1,854	U.S.A.
2015	111	\$48,995,000	1,500	Europe
2015	35	\$53,950,000	816	Europe
2016	801	\$53,995,000	146	U.S.A.
2014	621	\$54,900,000	618	U.S.A.
2016	61	\$61,500,000	528	U.S.A.
2017	19	\$63,500,000	440	U.S.A.
2017	88	\$64,900,000	189	Europe
2017	162	\$65,950,000	485	U.S.A.
2016	663	\$66,950,000	150	U.S.A.



GULFSTREAM G650/ER MARKET DETAILS AS OF MAY 2018  
ARRANGED BY TOTAL TIME ON AIRFRAME

YEAR	DAYS ON MARKET	ASK PRICE	AIRFRAME TOTAL TIME	LOCATION
2016	801	\$53,995,000	146	U.S.A.
2016	663	\$66,950,000	150	U.S.A.
2017	88	\$64,900,000	189	Europe
2017	19	\$63,500,000	440	U.S.A.
2017	162	\$65,950,000	485	U.S.A.
2016	61	\$61,500,000	528	U.S.A.
2014	621	\$54,900,000	618	U.S.A.
2015	35	\$53,950,000	816	Europe
2015	111	\$48,995,000	1,500	Europe
2014	106	\$46,995,000	1,775	U.S.A.
2012	35	\$47,500,000	1,854	U.S.A.

GULFSTREAM G650/ER MARKET DETAILS AS OF MAY 2018  
ARRANGED BY LOCATION

YEAR	DAYS ON MARKET	ASK PRICE	AIRFRAME TOTAL TIME	LOCATION
2015	111	\$48,995,000	1,500	Europe
2015	35	\$53,950,000	816	Europe
2017	88	\$64,900,000	189	Europe
2014	621	\$54,900,000	618	U.S.A.
2014	106	\$46,995,000	1,775	U.S.A.
2016	801	\$53,995,000	146	U.S.A.
2016	663	\$66,950,000	150	U.S.A.
2017	19	\$63,500,000	440	U.S.A.
2012	35	\$47,500,000	1,854	U.S.A.
2016	61	\$61,500,000	528	U.S.A.
2017	162	\$65,950,000	485	U.S.A.



## GULFSTREAM G650/ER MARKET DETAILS AS OF MAY 2018 RECENT CHANGES TO FOR-SALE INVENTORY

YEAR	DAYS ON MARKET	ASK PRICE	AIRFRAME TOTAL TIME	LOCATION	STATUS
2013	928	\$47,900,000	1,150	U.S.A.	Sold 2018-05
2014	85	\$44,995,000	2,258	Asia	Leased 2018-06
2015	280	\$54,995,000	2,012	Europe	Sold 2018-07
2017	247	\$63,950,000	36	Europe	Sold 2018-06

### **Disclaimer**

Market changes are based on responses from sellers and agents. These changes have been reported, but not yet confirmed. Altus Aviation offers the details of these aircraft in good faith but cannot guarantee or warrant the accuracy of this information nor warrant the condition of the aircraft. A buyer should instruct his agents, or his surveyors, to investigate such details as the buyer desires validated. These aircraft are offered subject to prior sale, price change, or withdrawal without notice.



# GULFSTREAM G650/ER MARKET OVERVIEW

## MAY 2018



The disclosures contained in research documents produced by Altus Aviation shall be governed by and construed in accordance with U.S. law. Altus Aviation specifically prohibits the redistribution of this document in whole or in part without the written permission of Altus Aviation and therefore Altus Aviation accepts no liability whatsoever for the actions of third parties in this respect. Images May depict objects or elements that are protected by third party copyright, trademarks and other intellectual property rights. © Altus Aviation 2016. All rights reserved.