



GULFSTREAM G650/ER MARKET OVERVIEW

APRIL 2018



GULFSTREAM G650/ER MARKET OVERVIEW APRIL 2018

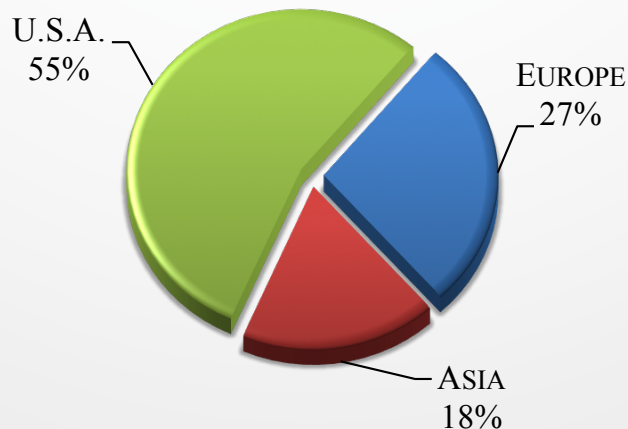
Currently, there are 8 Gulfstream G650s for sale of 192 aircraft,
representing 4% of the active fleet,
and 3 Gulfstream G650ERs for sale of 128 aircraft, representing 2% of the active fleet.

CURRENT GULFSTREAM G650/ER MARKET SUMMARY

AIRCRAFT SUMMARY	LOW	HIGH	AVERAGE
ASKING PRICE	\$44,995,000	\$66,950,000	\$56,321,000
AIRFRAME TOTAL TIME	36	2,258	932
MANUFACTURE YEAR	2013	2017	2015
DAYS ON MARKET	21	928	323

FIGURES BASED ON ASKING PRICES, NOT SALES PRICES. BASED ON 11 AIRCRAFT PRICES AND 11 AIRCRAFT FOR SALE

CURRENT GULFSTREAM G650/ER MARKET BY SELLER LOCATION

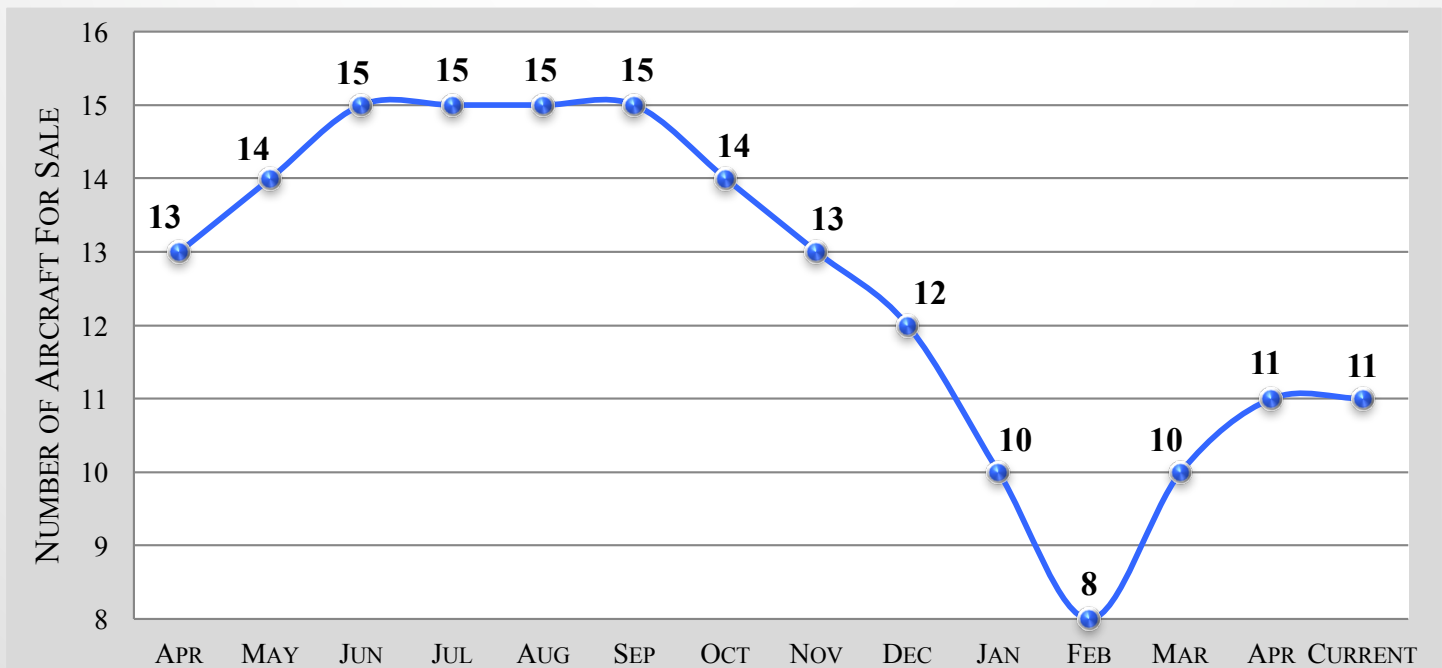




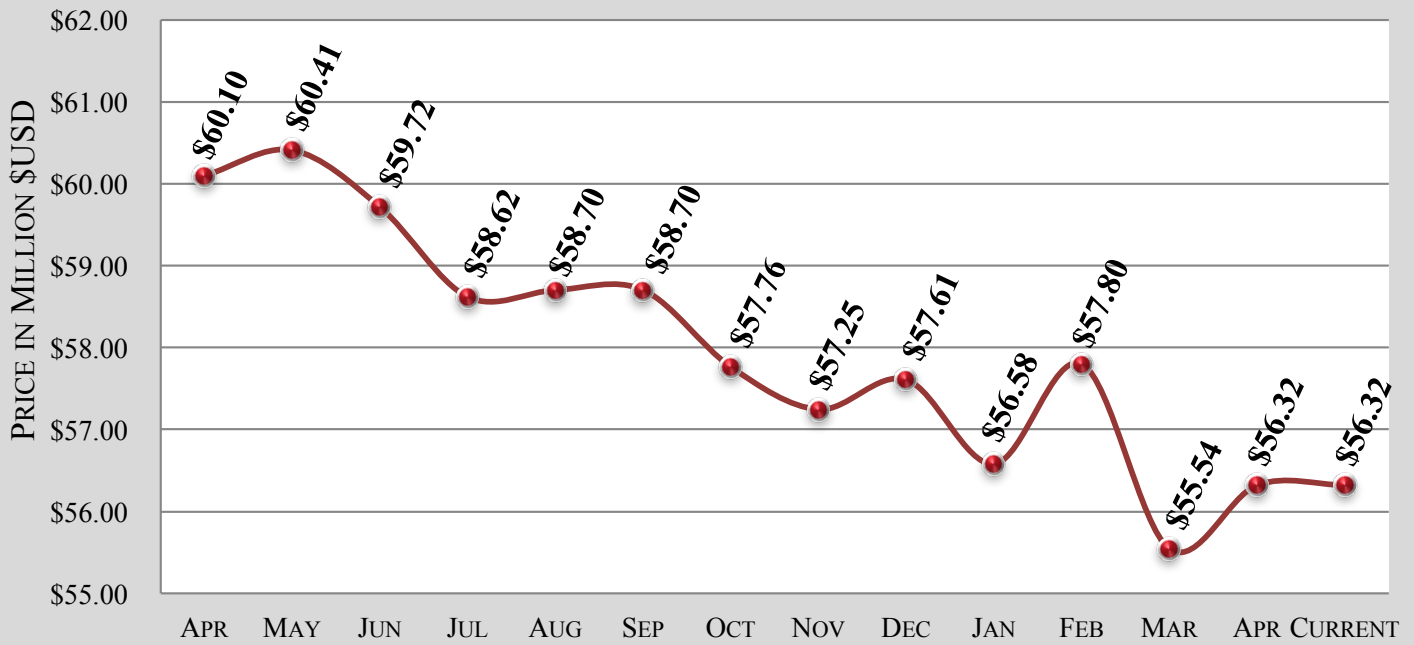
GULFSTREAM G650/ER – 6 MONTH MARKET HISTORY

MONTH	DEC	JAN	FEB	MAR	APR	CURRENT	AVERAGE
AVERAGE ASK PRICE	\$57.6M	\$57.6M	\$57.8M	\$55.5M	\$56.3M	\$56.3M	\$56.7M
NUMBER FOR SALE	12	10	8	10	11	11	10
ACTIVE FLEET	320	319	319	319	318	320	319
PERCENTAGE FOR SALE	4%	3%	3%	3%	3%	3%	3%
AVERAGE YEAR	2015	2014	2015	2015	2015	2015	2015
AVERAGE DAYS ON MARKET	461	472	406	316	307	323	381
AVERAGE AIRFRAME TIME	781	859	1,043	980	914	932	918
TRANSACTIONS	0	2	1	0	0	TBD	TOTAL

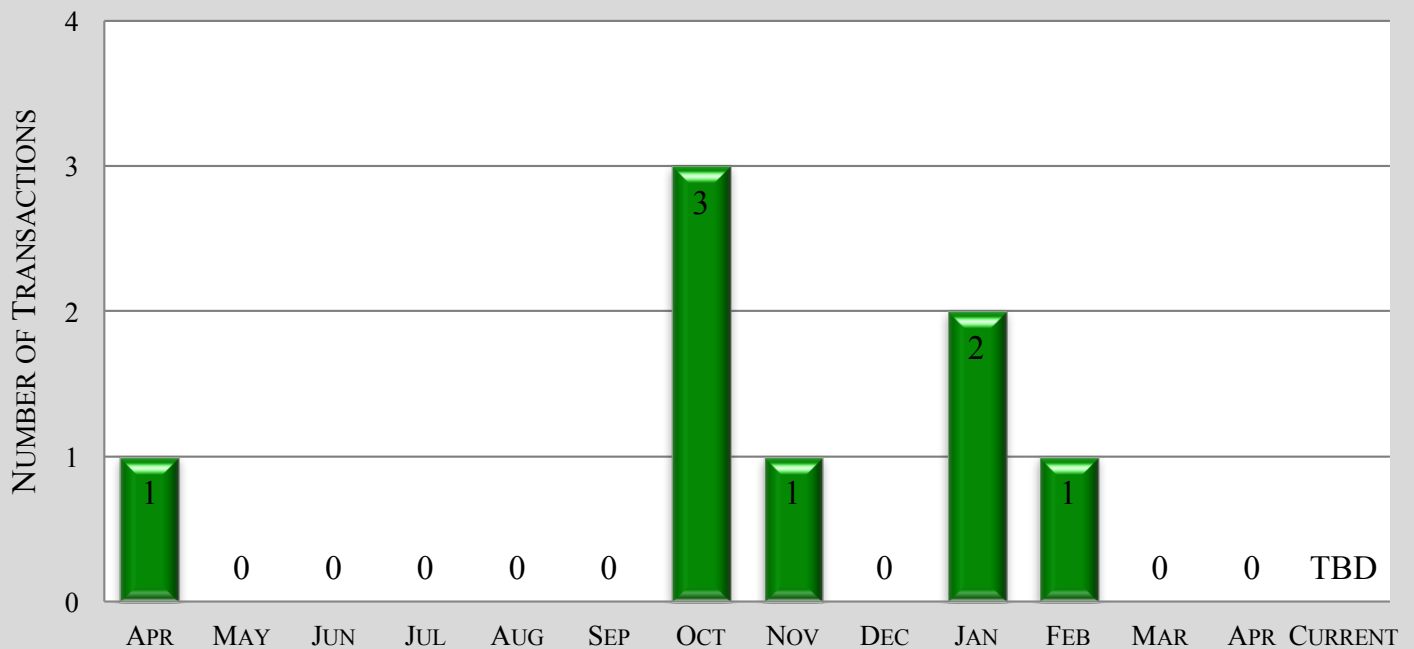
GULFSTREAM G650/ER – 12 MONTH FOR SALE INVENTORY HISTORY



GULFSTREAM G650/ER – 12 MONTH ASKING PRICE TREND



GULFSTREAM G650/ER – 12 MONTH TRANSACTION HISTORY





GULFSTREAM G650/ER – AIRCRAFT BLUE BOOK VALUATIONS

YEAR	AVERAGE RETAIL	AVERAGE WHOLESALE	TREND
2012ER	\$48,000,000	\$42,602,000	-\$1,775,000
2013ER	\$51,000,000	\$45,265,000	-\$1,775,000
2014ER	\$53,000,000	\$47,040,000	-\$1,775,000
2015ER	\$55,000,000	\$48,815,000	-\$1,775,000
2016ER	\$60,000,000	\$53,253,000	-\$1,775,000
2017ER	\$69,000,000	\$61,241,000	-\$3,106,000

GULFSTREAM G650/ER – VREF VALUATIONS

YEAR	AVERAGE RETAIL	AVERAGE WHOLESALE	TREND
2012	\$47,000,000	\$43,240,000	NO CHANGE
2013	\$49,000,000	\$45,080,000	NO CHANGE
2014	\$51,000,000	\$46,920,000	NO CHANGE
2015	\$52,500,000	\$47,250,000	NO CHANGE
2015ER	\$56,000,000	\$51,520,000	NO CHANGE
2016	\$55,000,000	\$49,500,000	NO CHANGE
2016ER	\$59,000,000	\$53,218,000	NO CHANGE
2017	\$63,000,000	\$56,826,000	-\$1,000,000
2017ER	\$65,000,000	\$58,630,000	-\$1,000,000

The above data is valid from April through June.

GULFSTREAM G650/ER MARKET DETAILS AS OF APRIL 2018
ARRANGED BY YEAR

YEAR	DAYS ON MARKET	ASK PRICE	AIRFRAME TOTAL TIME	LOCATION
2013	928	\$47,900,000	1,150	U.S.A.
2013	554	\$56,900,000	618	U.S.A.
2014	85	\$44,995,000	2,258	Asia
2014	39	\$46,995,000	1,775	U.S.A.
2015	213	\$54,995,000	2,012	Europe
2015	44	\$48,995,000	1,500	Europe
2016	734	\$57,000,000	146	U.S.A.
2016	596	\$66,950,000	150	U.S.A.
2017	247	\$63,950,000	36	Europe
2017	95	\$65,950,000	414	U.S.A.
2017	21	\$64,900,000	189	Asia

GULFSTREAM G650/ER MARKET DETAILS AS OF APRIL 2018
ARRANGED BY DAYS ON MARKET

YEAR	DAYS ON MARKET	ASK PRICE	AIRFRAME TOTAL TIME	LOCATION
2017	21	\$64,900,000	189	Asia
2014	39	\$46,995,000	1,775	U.S.A.
2015	44	\$48,995,000	1,500	Europe
2014	85	\$44,995,000	2,258	Asia
2017	95	\$65,950,000	414	U.S.A.
2015	213	\$54,995,000	2,012	Europe
2017	247	\$63,950,000	36	Europe
2013	554	\$56,900,000	618	U.S.A.
2016	596	\$66,950,000	150	U.S.A.
2016	734	\$57,000,000	146	U.S.A.
2013	928	\$47,900,000	1,150	U.S.A.

GULFSTREAM G650/ER MARKET DETAILS AS OF APRIL 2018
ARRANGED BY ASKING PRICE

YEAR	DAYS ON MARKET	ASK PRICE	AIRFRAME TOTAL TIME	LOCATION
2014	85	\$44,995,000	2,258	Asia
2014	39	\$46,995,000	1,775	U.S.A.
2013	928	\$47,900,000	1,150	U.S.A.
2015	44	\$48,995,000	1,500	Europe
2015	213	\$54,995,000	2,012	Europe
2013	554	\$56,900,000	618	U.S.A.
2016	734	\$57,000,000	146	U.S.A.
2017	247	\$63,950,000	36	Europe
2017	21	\$64,900,000	189	Asia
2017	95	\$65,950,000	414	U.S.A.
2016	596	\$66,950,000	150	U.S.A.

GULFSTREAM G650/ER MARKET DETAILS AS OF APRIL 2018
ARRANGED BY TOTAL TIME ON AIRFRAME

YEAR	DAYS ON MARKET	ASK PRICE	AIRFRAME TOTAL TIME	LOCATION
2017	247	\$63,950,000	36	Europe
2016	734	\$57,000,000	146	U.S.A.
2016	596	\$66,950,000	150	U.S.A.
2017	21	\$64,900,000	189	Asia
2017	95	\$65,950,000	414	U.S.A.
2013	554	\$56,900,000	618	U.S.A.
2013	928	\$47,900,000	1,150	U.S.A.
2015	44	\$48,995,000	1,500	Europe
2014	39	\$46,995,000	1,775	U.S.A.
2015	213	\$54,995,000	2,012	Europe
2014	85	\$44,995,000	2,258	Asia

GULFSTREAM G650/ER MARKET DETAILS AS OF APRIL 2018
ARRANGED BY LOCATION

YEAR	DAYS ON MARKET	ASK PRICE	AIRFRAME TOTAL TIME	LOCATION
2017	21	\$64,900,000	189	Asia
2014	85	\$44,995,000	2,258	Asia
2017	247	\$63,950,000	36	Europe
2015	44	\$48,995,000	1,500	Europe
2015	213	\$54,995,000	2,012	Europe
2016	734	\$57,000,000	146	U.S.A.
2016	596	\$66,950,000	150	U.S.A.
2017	95	\$65,950,000	414	U.S.A.
2013	554	\$56,900,000	618	U.S.A.
2013	928	\$47,900,000	1,150	U.S.A.
2014	39	\$46,995,000	1,775	U.S.A.



GULFSTREAM G650/ER MARKET DETAILS AS OF APRIL 2018 RECENT CHANGES TO FOR-SALE INVENTORY

SERIAL#	REGISTRATION	YEAR	DAYS ON MARKET	ASK PRICE	AIRFRAME TOTAL TIME	LOCATION	STATUS

Disclaimer

Market changes are based on responses from sellers and agents. These changes have been reported, but not yet confirmed. Altus Aviation offers the details of these aircraft in good faith but cannot guarantee or warrant the accuracy of this information nor warrant the condition of the aircraft. A buyer should instruct his agents, or his surveyors, to investigate such details as the buyer desires validated. These aircraft are offered subject to prior sale, price change, or withdrawal without notice.



GULFSTREAM G650/ER MARKET OVERVIEW

APRIL 2018



The disclosures contained in research documents produced by Altus Aviation shall be governed by and construed in accordance with U.S. law. Altus Aviation specifically prohibits the redistribution of this document in whole or in part without the written permission of Altus Aviation and therefore Altus Aviation accepts no liability whatsoever for the actions of third parties in this respect. Images May depict objects or elements that are protected by third party copyright, trademarks and other intellectual property rights. © Altus Aviation 2016. All rights reserved.