



GULFSTREAM G650/ER MARKET OVERVIEW

JANUARY 2018



GULFSTREAM G650/ER MARKET OVERVIEW JANUARY 2018

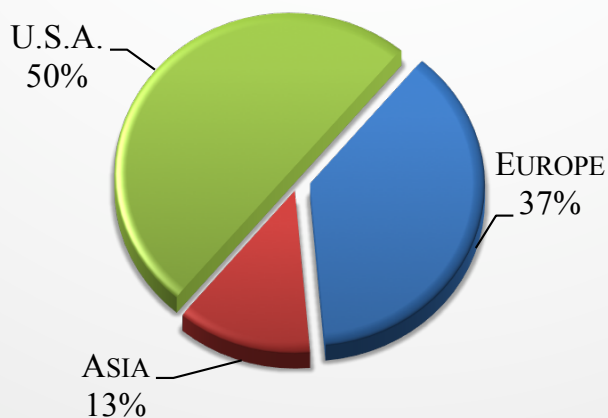
Currently, there are 5 Gulfstream G650s for sale of 197 aircraft,
 representing 3% of the active fleet,
 and 3 Gulfstream G650ERs for sale of 122 aircraft, representing 2% of the active fleet.

CURRENT GULFSTREAM G650/ER MARKET SUMMARY

AIRCRAFT SUMMARY	LOW	HIGH	AVERAGE
ASKING PRICE	\$49,900,000	\$66,950,000	\$57,799,000
AIRFRAME TOTAL TIME	36	2,186	1,043
MANUFACTURE YEAR	2012	2017	2015
DAYS ON MARKET	28	930	406

FIGURES BASED ON ASKING PRICES, NOT SALES PRICES. BASED ON 8AIRCRAFT PRICES AND 8AIRCRAFT FOR SALE

CURRENT GULFSTREAM G650/ER MARKET BY SELLER LOCATION





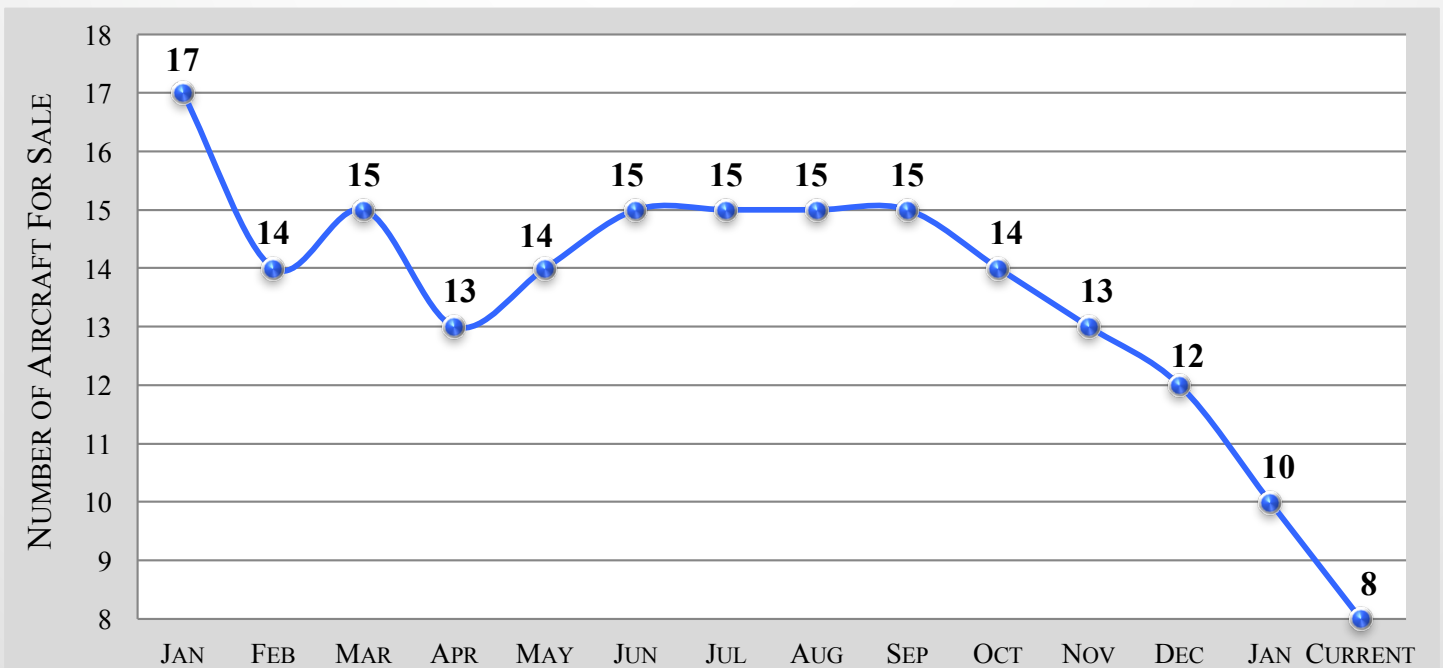
GULFSTREAM G650/ER MARKET OVERVIEW

JANUARY 2018

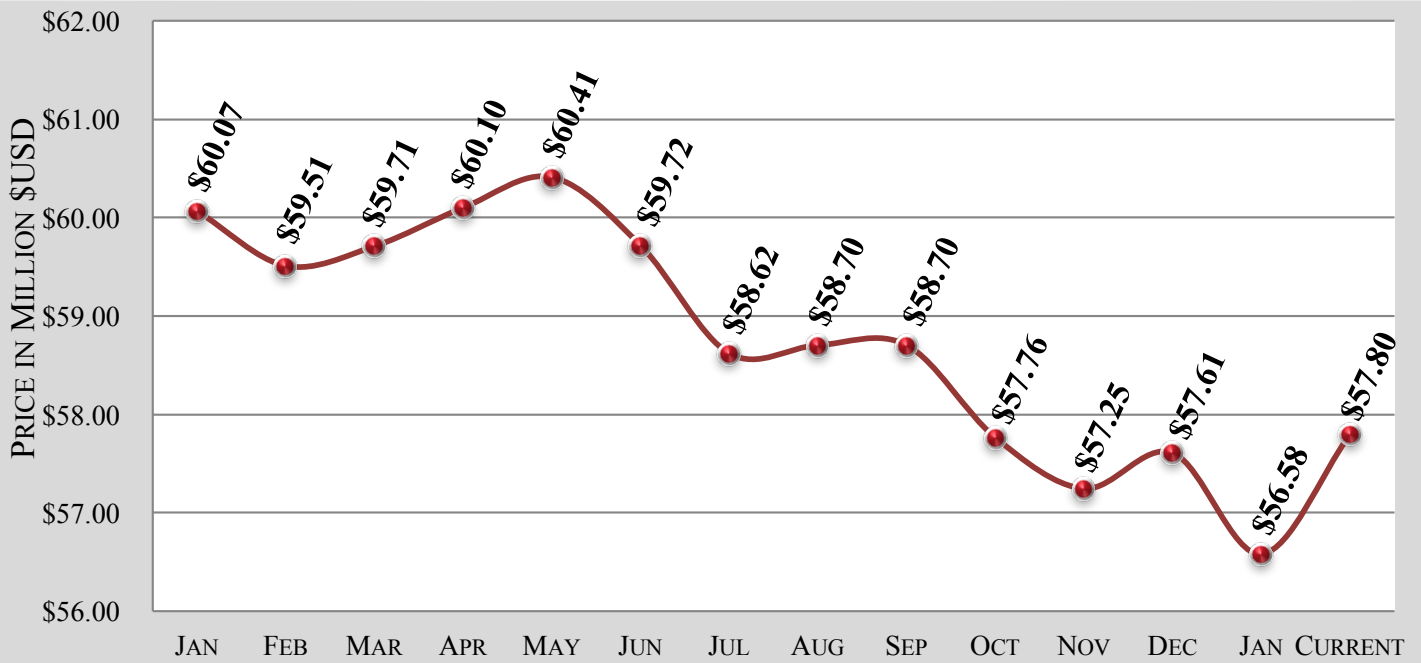
GULFSTREAM G650/ER – 6 MONTH MARKET HISTORY

MONTH	SEPT	OCT	NOV	DEC	JAN	CURRENT	AVERAGE
AVERAGE ASK PRICE	\$58.7M	\$57.8M	\$57.2M	\$57.6M	\$57.6M	\$57.8M	\$57.6M
NUMBER FOR SALE	15	14	13	12	10	8	12
ACTIVE FLEET	319	319	318	320	319	319	319
PERCENTAGE FOR SALE	6%	4%	4%	4%	3%	3%	4%
AVERAGE YEAR	2014	2014	2014	2015	2014	2015	2014
AVERAGE DAYS ON MARKET	404	419	467	461	472	406	438
AVERAGE AIRFRAME TIME	597	708	788	781	859	1,043	796
TRANSACTIONS	0	3	1	0	2	TBD	6 TOTAL

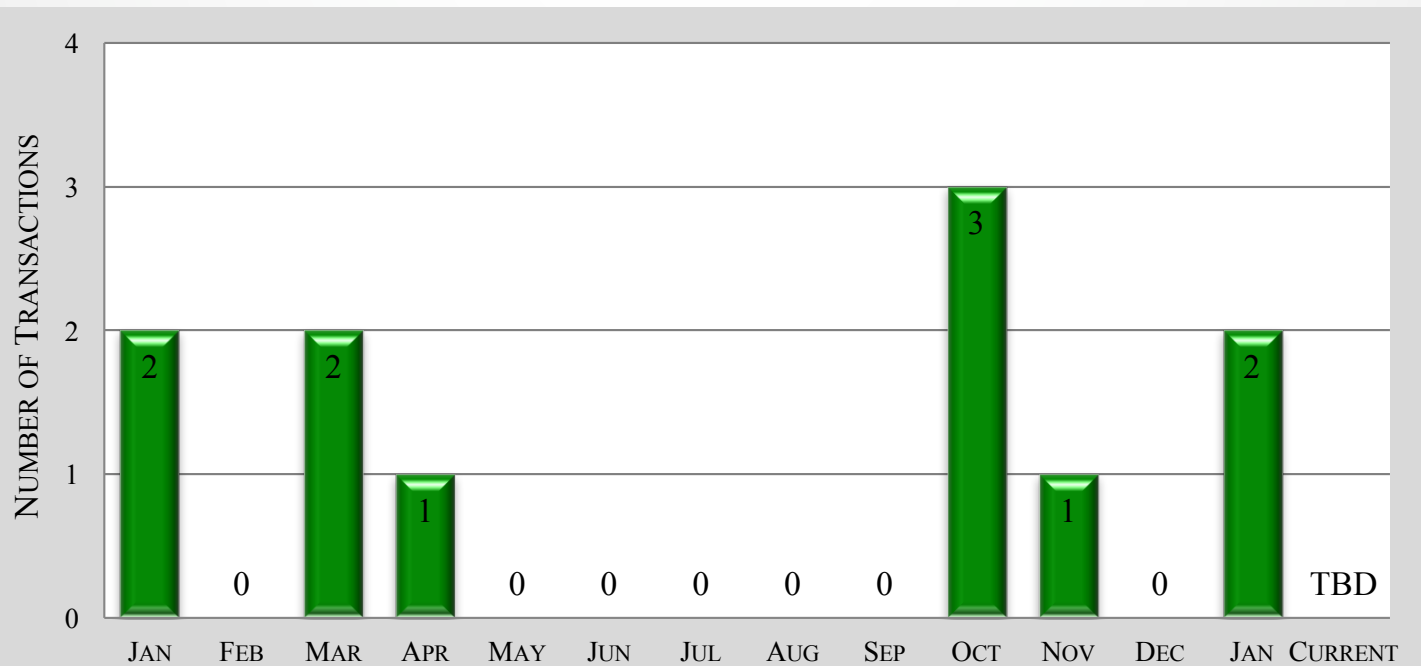
GULFSTREAM G650/ER – 12 MONTH FOR SALE INVENTORY HISTORY



GULFSTREAM G650/ER – 12 MONTH ASKING PRICE TREND



GULFSTREAM G650/ER – 12 MONTH TRANSACTION HISTORY



GULFSTREAM G650/ER – AIRCRAFT BLUE BOOK VALUATIONS

YEAR	AVERAGE RETAIL	AVERAGE WHOLESALE	TREND
2012ER	\$50,000,000	\$44,378,000	NO CHANGE
2013ER	\$53,000,000	\$47,040,000	NO CHANGE
2014ER	\$55,000,000	\$48,815,000	NO CHANGE
2015ER	\$57,000,000	\$50,590,000	NO CHANGE
2016ER	\$62,000,000	\$55,028,000	NO CHANGE
2017ER	\$72,500,000	\$64,347,000	NO CHANGE

GULFSTREAM G650/ER – VREF VALUATIONS

YEAR	AVERAGE RETAIL	AVERAGE WHOLESALE	TREND
2012	\$47,000,000	\$43,240,000	NO CHANGE
2013	\$49,000,000	\$45,080,000	NO CHANGE
2014	\$51,000,000	\$46,920,000	NO CHANGE
2015	\$52,500,000	\$47,250,000	NO CHANGE
2015ER	\$56,000,000	\$51,520,000	NO CHANGE
2016	\$55,000,000	\$49,500,000	NO CHANGE
2016ER	\$59,000,000	\$53,218,000	NO CHANGE
2017	\$64,000,000	\$57,728,000	-\$3,400,000
2017ER	\$66,000,000	\$59,532,000	-\$3,400,000

The above data is valid from January through March.



GULFSTREAM G650/ER MARKET DETAILS AS OF JANUARY 2018 ARRANGED BY YEAR

YEAR	DAYS ON MARKET	ASK PRICE	AIRFRAME TOTAL TIME	LOCATION
2012	930	\$52,950,000	2,002	U.S.A.
2013	871	\$49,900,000	1,125	U.S.A.
2013	497	\$56,900,000	618	U.S.A.
2014	28	\$49,995,000	2,186	Asia
2015	156	\$54,995,000	1,827	Europe
2016	539	\$66,950,000	150	Europe
2017	190	\$64,750,000	36	Europe
2017	38	\$65,950,000	403	U.S.A.

GULFSTREAM G650/ER MARKET DETAILS AS OF JANUARY 2018
ARRANGED BY DAYS ON MARKET

YEAR	DAYS ON MARKET	ASK PRICE	AIRFRAME TOTAL TIME	LOCATION
2014	28	\$49,995,000	2,186	Asia
2017	38	\$65,950,000	403	U.S.A.
2015	156	\$54,995,000	1,827	Europe
2017	190	\$64,750,000	36	Europe
2013	497	\$56,900,000	618	U.S.A.
2016	539	\$66,950,000	150	Europe
2013	871	\$49,900,000	1,125	U.S.A.
2012	930	\$52,950,000	2,002	U.S.A.

GULFSTREAM G650/ER MARKET DETAILS AS OF JANUARY 2018
ARRANGED BY ASKING PRICE

YEAR	DAYS ON MARKET	ASK PRICE	AIRFRAME TOTAL TIME	LOCATION
2013	871	\$49,900,000	1,125	U.S.A.
2014	28	\$49,995,000	2,186	Asia
2012	930	\$52,950,000	2,002	U.S.A.
2015	156	\$54,995,000	1,827	Europe
2013	497	\$56,900,000	618	U.S.A.
2017	190	\$64,750,000	36	Europe
2017	38	\$65,950,000	403	U.S.A.
2016	539	\$66,950,000	150	Europe

GULFSTREAM G650/ER MARKET DETAILS AS OF JANUARY 2018
ARRANGED BY TOTAL TIME ON AIRFRAME

YEAR	DAYS ON MARKET	ASK PRICE	AIRFRAME TOTAL TIME	LOCATION
2017	190	\$64,750,000	36	Europe
2016	539	\$66,950,000	150	Europe
2017	38	\$65,950,000	403	U.S.A.
2013	497	\$56,900,000	618	U.S.A.
2013	871	\$49,900,000	1,125	U.S.A.
2015	156	\$54,995,000	1,827	Europe
2012	930	\$52,950,000	2,002	U.S.A.
2014	28	\$49,995,000	2,186	Asia



GULFSTREAM G650/ER MARKET DETAILS AS OF JANUARY 2018 ARRANGED BY LOCATION

YEAR	DAYS ON MARKET	ASK PRICE	AIRFRAME TOTAL TIME	LOCATION
2014	28	\$49,995,000	2,186	Asia
2017	190	\$64,750,000	36	Europe
2016	539	\$66,950,000	150	Europe
2015	156	\$54,995,000	1,827	Europe
2017	38	\$65,950,000	403	U.S.A.
2013	497	\$56,900,000	618	U.S.A.
2013	871	\$49,900,000	1,125	U.S.A.
2012	930	\$52,950,000	2,002	U.S.A.



GULFSTREAM G650/ER MARKET DETAILS AS OF JANUARY 2018 RECENT CHANGES TO FOR-SALE INVENTORY

YEAR	DAYS ON MARKET	ASK PRICE	AIRFRAME TOTAL TIME	LOCATION	STATUS
<i>2013</i>	328	<i>\$45,500,000</i>	852	<i>Europe</i>	<i>Withdrawn 2018-02</i>
<i>2013</i>	901	<i>\$50,000,000</i>	922	<i>U.S.A.</i>	<i>Withdrawn 2018-01</i>
<i>2014</i>	239	<i>\$53,900,000</i>	1,382	<i>Europe</i>	<i>Deal Pending 2018-03</i>
<i>2015</i>	677	<i>\$59,950,000</i>	150	<i>U.S.A.</i>	<i>Withdrawn 2018-02</i>
<i>2015</i>	590	<i>\$59,500,000</i>	706	<i>New Zealand</i>	<i>Sold 2018-02</i>
<i>2016</i>	190	<i>\$61,950,000</i>	284	<i>Asia</i>	<i>Sold 2018-01</i>
<i>2016</i>	454	<i>\$63,000,000</i>	105	<i>U.S.A.</i>	<i>Sold 2018-01</i>

Disclaimer

Market changes are based on responses from sellers and agents. These changes have been reported, but not yet confirmed. Altus Aviation offers the details of these aircraft in good faith but cannot guarantee or warrant the accuracy of this information nor warrant the condition of the aircraft. A buyer should instruct his agents, or his surveyors, to investigate such details as the buyer desires validated. These aircraft are offered subject to prior sale, price change, or withdrawal without notice.



GULFSTREAM G650/ER MARKET OVERVIEW

JANUARY 2018



The disclosures contained in research documents produced by Altus Aviation shall be governed by and construed in accordance with U.S. law. Altus Aviation specifically prohibits the redistribution of this document in whole or in part without the written permission of Altus Aviation and therefore Altus Aviation accepts no liability whatsoever for the actions of third parties in this respect. Images May depict objects or elements that are protected by third party copyright, trademarks and other intellectual property rights. © Altus Aviation 2016. All rights reserved.