



# GULFSTREAM G650/ER MARKET OVERVIEW

## NOVEMBER 2017



## GULFSTREAM G650/ER MARKET OVERVIEW NOVEMBER 2017

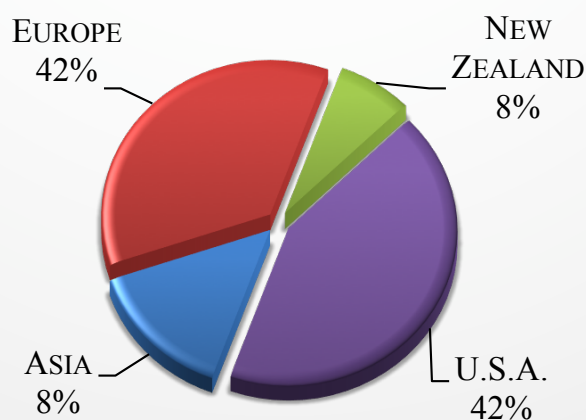
Currently, there are 8 Gulfstream G650s for sale of 203 aircraft, representing 4% of the active fleet, and 4 Gulfstream G650ERs for sale of 117 aircraft, representing 4% of the active fleet.

### CURRENT GULFSTREAM G650/ER MARKET SUMMARY

AIRCRAFT SUMMARY	LOW	HIGH	AVERAGE
ASKING PRICE	\$45,500,000	\$66,950,000	\$57,608,000
AIRFRAME TOTAL TIME	35	2,002	781
MANUFACTURE YEAR	2013	2017	2015
DAYS ON MARKET	98	872	461

*FIGURES BASED ON ASKING PRICES, NOT SALES PRICES. BASED ON 12 AIRCRAFT PRICES AND 12 AIRCRAFT FOR SALE*

### CURRENT GULFSTREAM G650/ER MARKET BY SELLER LOCATION

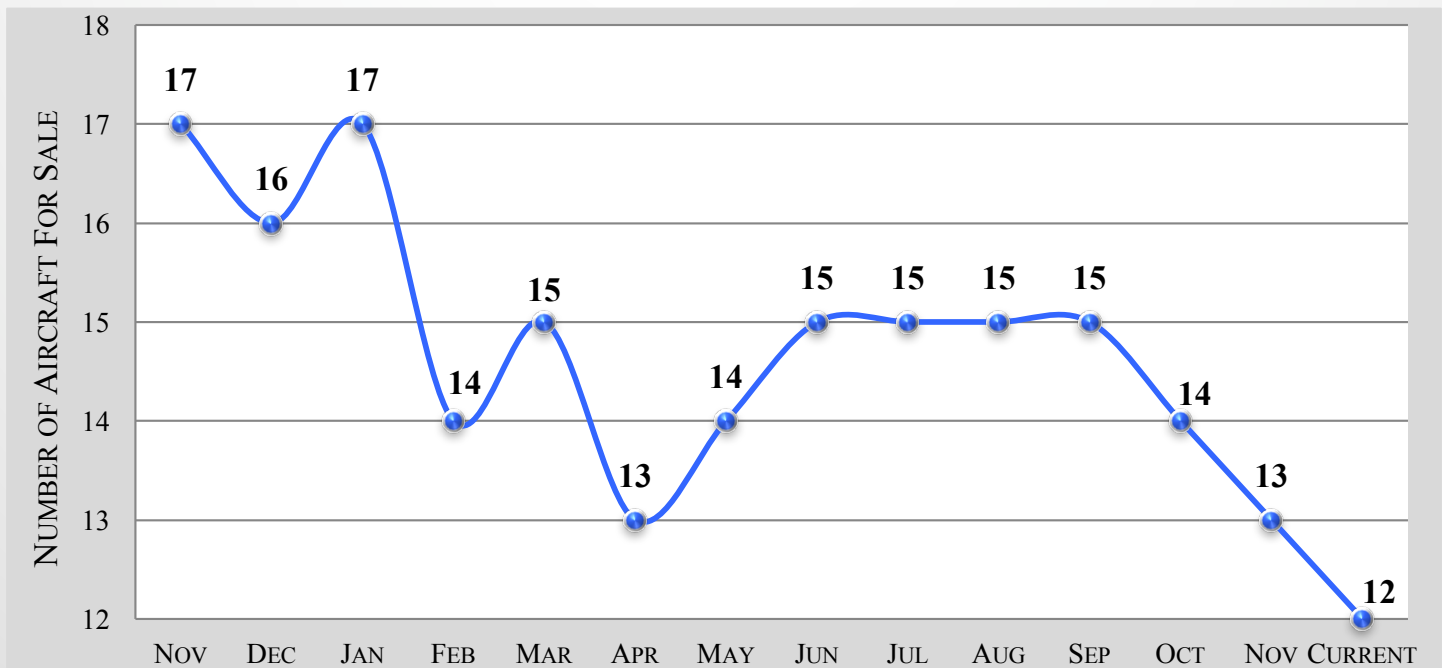




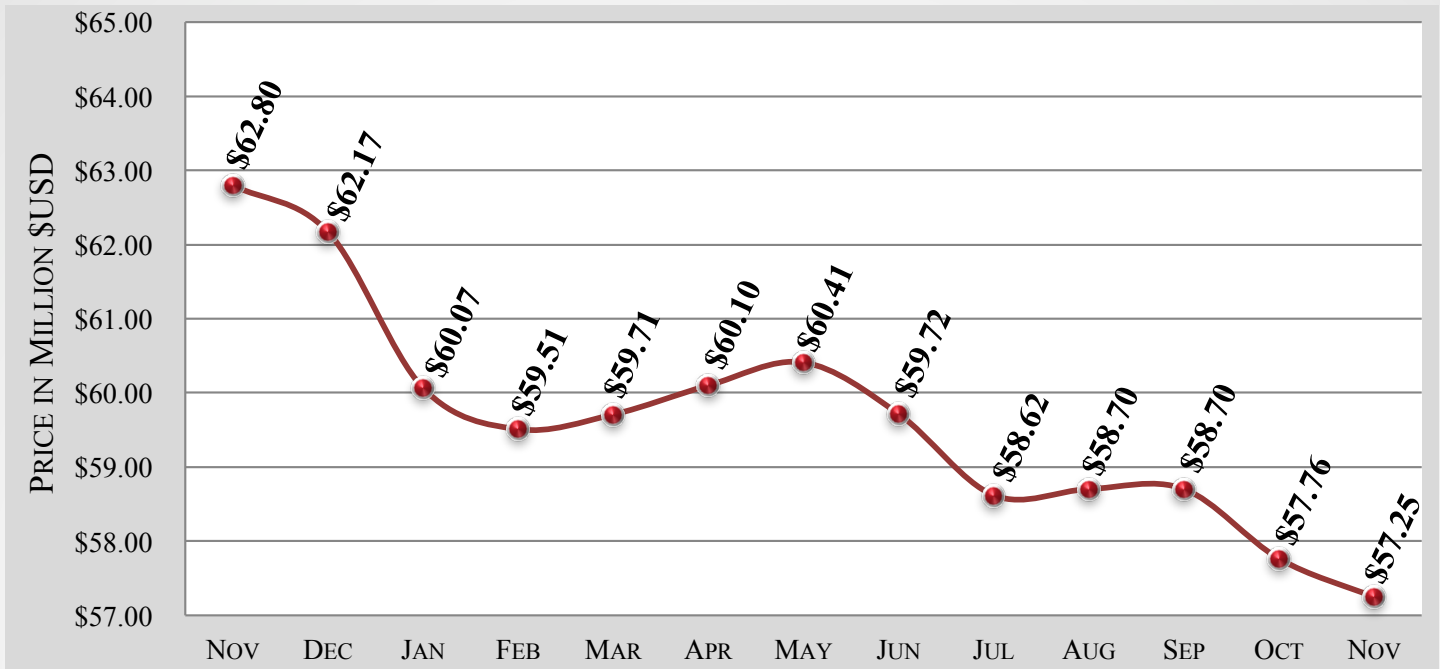
GULFSTREAM G650/ER – 6 MONTH MARKET HISTORY

MONTH	JULY	AUG	SEPT	OCT	NOV	CURRENT	AVERAGE
AVERAGE ASK PRICE	\$58.6M	\$58.7M	\$58.7M	\$57.8M	\$57.2M	\$57.6M	\$58.5M
NUMBER FOR SALE	15	15	15	14	13	12	14
ACTIVE FLEET	317	318	319	319	318	320	319
PERCENTAGE FOR SALE	5%	5%	6%	4%	4%	4%	5%
AVERAGE YEAR	2014	2104	2014	2014	2014	2015	2014
AVERAGE DAYS ON MARKET	357	383	404	419	467	461	415
AVERAGE AIRFRAME TIME	641	581	597	708	788	781	683
TRANSACTIONS	0	0	0	3	1	TBD	4 TOTAL

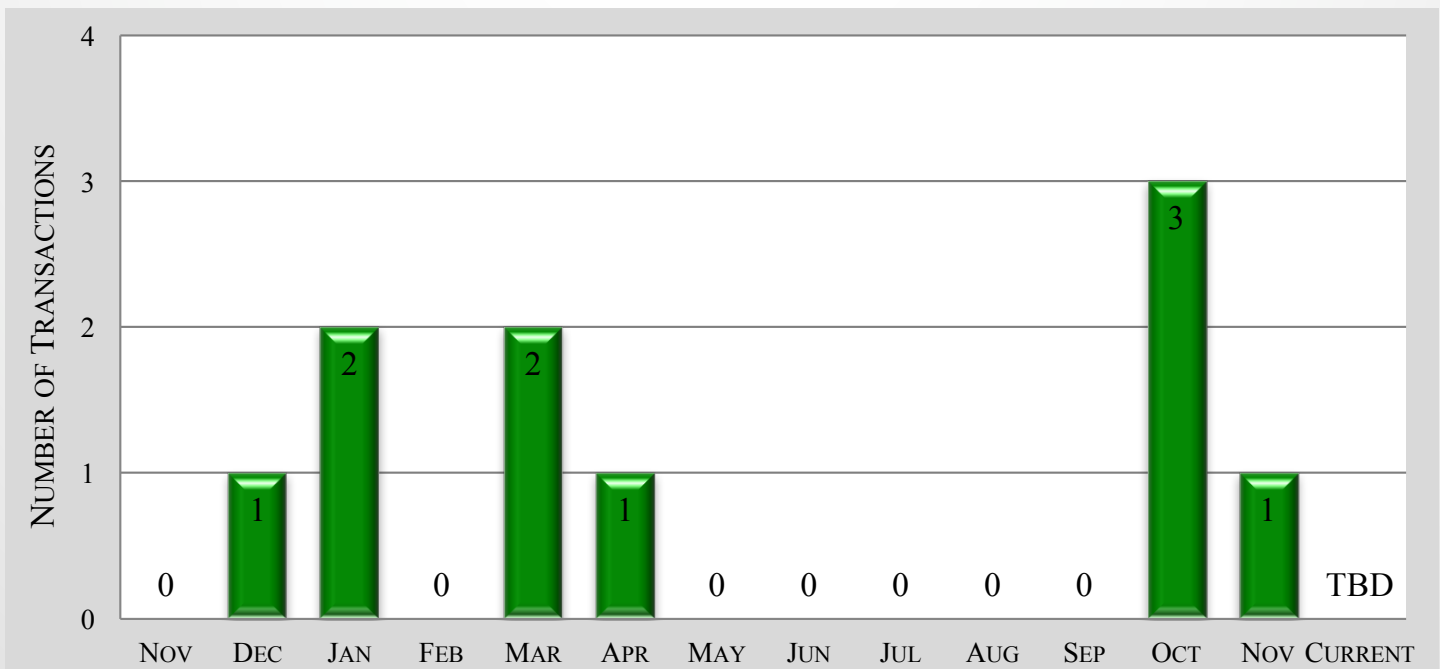
GULFSTREAM G650/ER – 12 MONTH FOR SALE INVENTORY HISTORY



GULFSTREAM G650/ER – 12 MONTH ASKING PRICE TREND



GULFSTREAM G650/ER – 12 MONTH TRANSACTION HISTORY



## GULFSTREAM G650/ER – AIRCRAFT BLUE BOOK VALUATIONS

YEAR	AVERAGE RETAIL	AVERAGE WHOLESALE	TREND
2012ER	\$50,000,000	\$44,378,000	NO CHANGE
2013ER	\$53,000,000	\$47,040,000	NO CHANGE
2014ER	\$55,000,000	\$48,815,000	NO CHANGE
2015ER	\$57,000,000	\$50,590,000	NO CHANGE
2016ER	\$62,000,000	\$55,028,000	NO CHANGE
2017ER	\$72,500,000	\$64,347,000	NO CHANGE

## GULFSTREAM G650/ER – VREF VALUATIONS

YEAR	AVERAGE RETAIL	AVERAGE WHOLESALE	TREND
2012	\$47,000,000	\$43,240,000	NO CHANGE
2013	\$49,000,000	\$45,080,000	NO CHANGE
2014	\$51,000,000	\$46,920,000	NO CHANGE
2015	\$52,500,000	\$47,250,000	NO CHANGE
2015ER	\$56,000,000	\$51,520,000	NO CHANGE
2016	\$55,000,000	\$49,500,000	NO CHANGE
2016ER	\$59,000,000	\$53,218,000	NO CHANGE
2017	\$64,000,000	\$57,728,000	-\$3,400,000
2017ER	\$66,000,000	\$59,532,000	-\$3,400,000

*The above data is valid from October through December.*

GULFSTREAM G650/ER MARKET DETAILS AS OF NOVEMBER 2017  
ARRANGED BY SERIAL NUMBER

YEAR	DAYS ON MARKET	ASK PRICE	AIRFRAME TOTAL TIME	LOCATION
2012	872	\$52,950,000	2,002	U.S.A.
2013	313	\$45,500,000	852	Europe
2013	798	\$49,900,000	1,125	U.S.A.
2013	439	\$56,900,000	618	U.S.A.
2014	181	\$53,900,000	1,382	Europe
2015	543	\$62,500,000	674	Asia
2015	662	\$59,950,000	150	U.S.A.
2015	98	\$54,995,000	1,570	Europe
2015	575	\$59,500,000	706	New Zealand
2016	481	\$66,950,000	150	Europe
2016	439	\$63,000,000	105	U.S.A.
2017	132	\$65,250,000	35	Europe

GULFSTREAM G650/ER MARKET DETAILS AS OF NOVEMBER 2017  
ARRANGED BY DAYS ON MARKET

YEAR	DAYS ON MARKET	ASK PRICE	AIRFRAME TOTAL TIME	LOCATION
2015	98	\$54,995,000	1,570	Europe
2017	132	\$65,250,000	35	Europe
2014	181	\$53,900,000	1,382	Europe
2013	313	\$45,500,000	852	Europe
2013	439	\$56,900,000	618	U.S.A.
2016	439	\$63,000,000	105	U.S.A.
2016	481	\$66,950,000	150	Europe
2015	543	\$62,500,000	674	Asia
2015	575	\$59,500,000	706	New Zealand
2015	662	\$59,950,000	150	U.S.A.
2013	798	\$49,900,000	1,125	U.S.A.
2012	872	\$52,950,000	2,002	U.S.A.

GULFSTREAM G650/ER MARKET DETAILS AS OF NOVEMBER 2017  
ARRANGED BY ASKING PRICE

YEAR	DAYS ON MARKET	ASK PRICE	AIRFRAME TOTAL TIME	LOCATION
2013	313	\$45,500,000	852	Europe
2013	798	\$49,900,000	1,125	U.S.A.
2012	872	\$52,950,000	2,002	U.S.A.
2014	181	\$53,900,000	1,382	Europe
2015	98	\$54,995,000	1,570	Europe
2013	439	\$56,900,000	618	U.S.A.
2015	575	\$59,500,000	706	New Zealand
2015	662	\$59,950,000	150	U.S.A.
2015	543	\$62,500,000	674	Asia
2016	439	\$63,000,000	105	U.S.A.
2017	132	\$65,250,000	35	Europe
2016	481	\$66,950,000	150	Europe



GULFSTREAM G650/ER MARKET DETAILS AS OF NOVEMBER 2017  
ARRANGED BY TOTAL TIME ON AIRFRAME

YEAR	DAYS ON MARKET	ASK PRICE	AIRFRAME TOTAL TIME	LOCATION
2017	132	\$65,250,000	35	Europe
2016	439	\$63,000,000	105	U.S.A.
2015	662	\$59,950,000	150	U.S.A.
2016	481	\$66,950,000	150	Europe
2013	439	\$56,900,000	618	U.S.A.
2015	543	\$62,500,000	674	Asia
2015	575	\$59,500,000	706	New Zealand
2013	313	\$45,500,000	852	Europe
2013	798	\$49,900,000	1,125	U.S.A.
2014	181	\$53,900,000	1,382	Europe
2015	98	\$54,995,000	1,570	Europe
2012	872	\$52,950,000	2,002	U.S.A.



### GULFSTREAM G650/ER MARKET DETAILS AS OF NOVEMBER 2017 ARRANGED BY LOCATION

YEAR	DAYS ON MARKET	ASK PRICE	AIRFRAME TOTAL TIME	LOCATION
2015	543	\$62,500,000	674	Asia
2017	132	\$65,250,000	35	Europe
2016	481	\$66,950,000	150	Europe
2013	313	\$45,500,000	852	Europe
2014	181	\$53,900,000	1,382	Europe
2015	98	\$54,995,000	1,570	Europe
2015	575	\$59,500,000	706	New Zealand
2016	439	\$63,000,000	105	U.S.A.
2015	662	\$59,950,000	150	U.S.A.
2013	439	\$56,900,000	618	U.S.A.
2013	798	\$49,900,000	1,125	U.S.A.
2012	872	\$52,950,000	2,002	U.S.A.



### GULFSTREAM G650/ER MARKET DETAILS AS OF NOVEMBER 2017 RECENT CHANGES TO FOR-SALE INVENTORY

YEAR	DAYS ON MARKET	ASK PRICE	AIRFRAME TOTAL TIME	LOCATION	STATUS
2013	901	\$50,000,000	922	U.S.A.	Withdrawn 2018-01
2016	134	\$66,000,000	29	U.S.A.	Sold 2017-11
2016	190	\$61,950,000	284	Asia	Sold 2018-01

#### **Disclaimer**

Market changes are based on responses from sellers and agents. These changes have been reported, but not yet confirmed. Altus Aviation offers the details of these aircraft in good faith but cannot guarantee or warrant the accuracy of this information nor warrant the condition of the aircraft. A buyer should instruct his agents, or his surveyors, to investigate such details as the buyer desires validated. These aircraft are offered subject to prior sale, price change, or withdrawal without notice.



# GULFSTREAM G650/ER MARKET OVERVIEW

## NOVEMBER 2017



The disclosures contained in research documents produced by Altus Aviation shall be governed by and construed in accordance with U.S. law. Altus Aviation specifically prohibits the redistribution of this document in whole or in part without the written permission of Altus Aviation and therefore Altus Aviation accepts no liability whatsoever for the actions of third parties in this respect. Images May depict objects or elements that are protected by third party copyright, trademarks and other intellectual property rights. © Altus Aviation 2016. All rights reserved.