



# GULFSTREAM G650 MARKET OVERVIEW

## OCTOBER 2017



## GULFSTREAM G650/ER MARKET OVERVIEW OCTOBER 2017

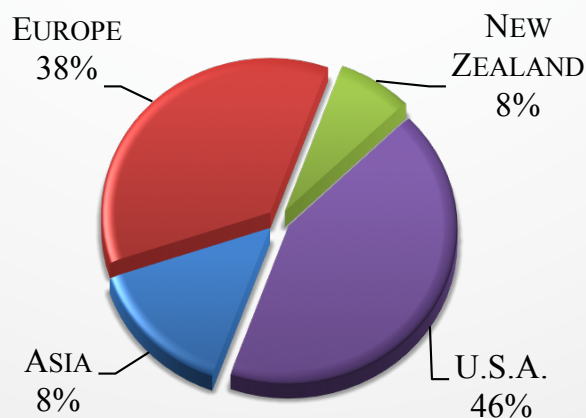
Currently, there are 9 Gulfstream G650s for sale of 204 aircraft,  
representing 4% of the active fleet,  
and 4 Gulfstream G650ERs for sale of 114 aircraft, representing 4% of the active fleet.

### CURRENT GULFSTREAM G650/ER MARKET SUMMARY

AIRCRAFT SUMMARY	LOW	HIGH	AVERAGE
ASKING PRICE	\$45,500,000	\$66,950,000	\$57,246,000
AIRFRAME TOTAL TIME	35	2,002	788
MANUFACTURE YEAR	2013	2017	2014
DAYS ON MARKET	70	901	467

*FIGURES BASED ON ASKING PRICES, NOT SALES PRICES. BASED ON 13 AIRCRAFT PRICES AND 13 AIRCRAFT FOR SALE*

### CURRENT GULFSTREAM G650/ER MARKET BY SELLER LOCATION

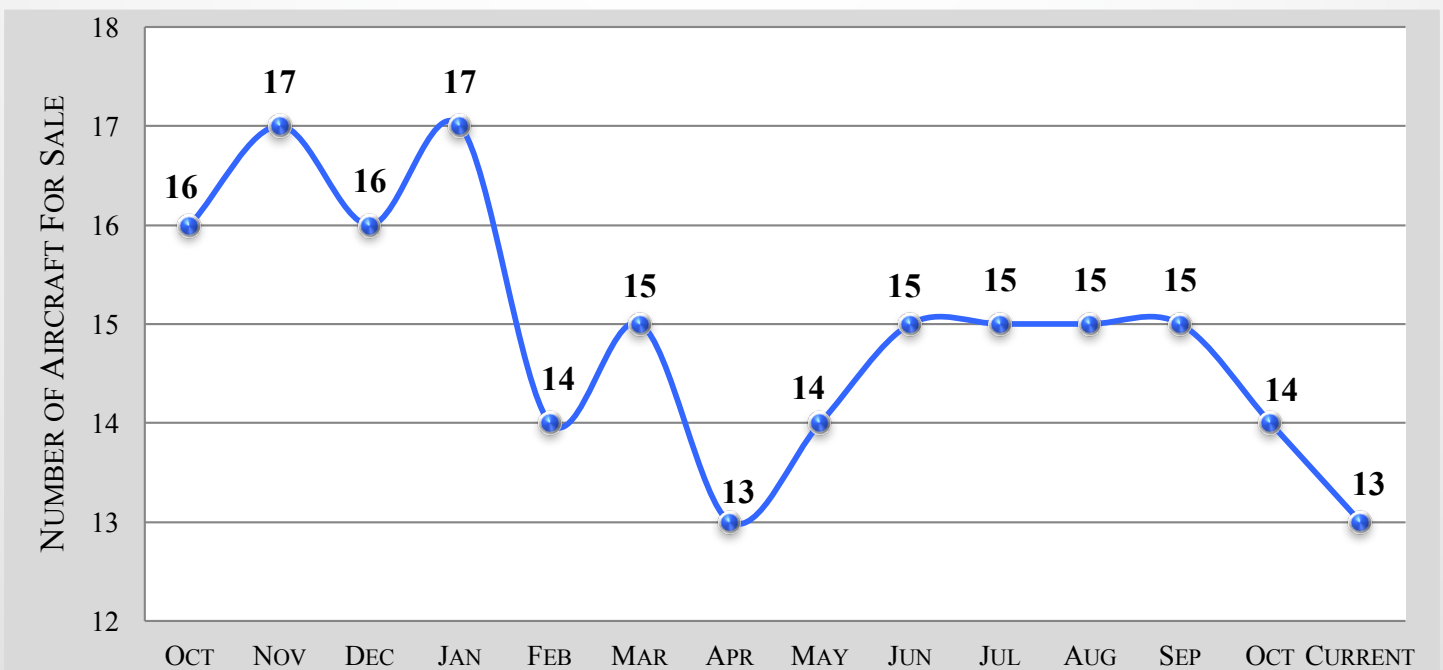




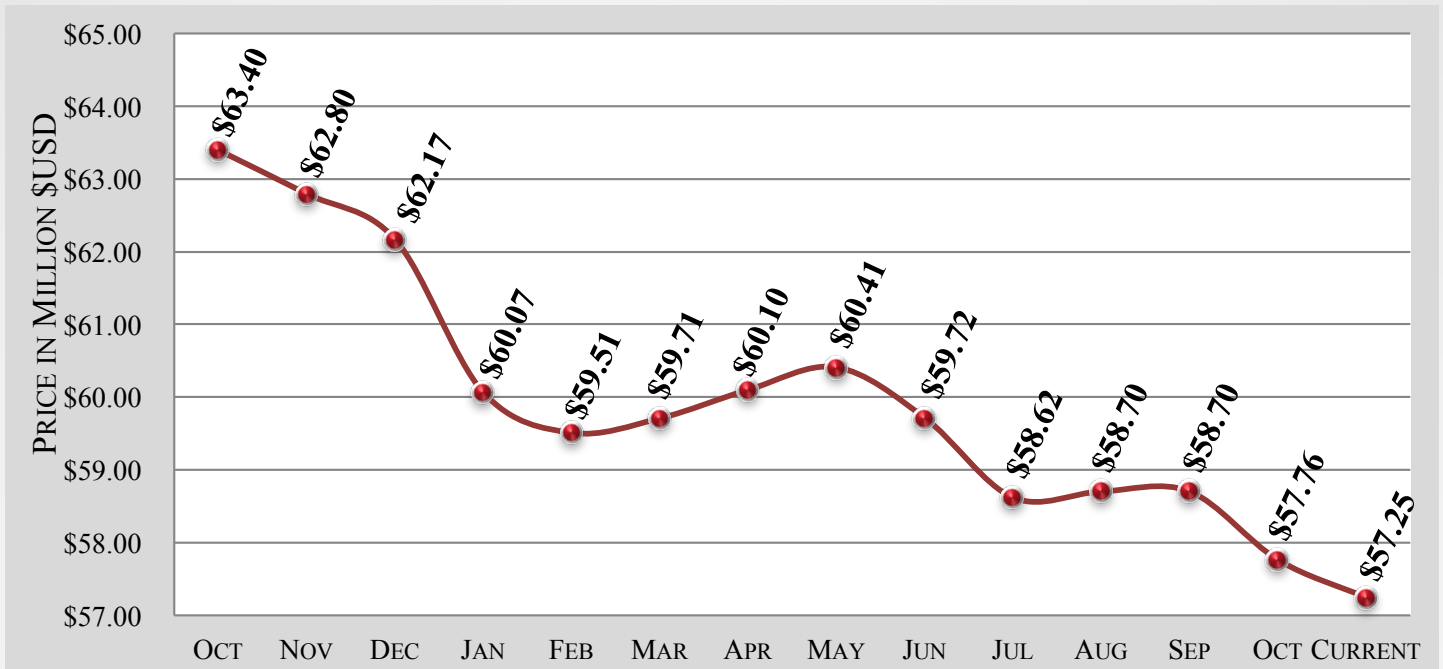
### GULFSTREAM G650/ER – 6 MONTH MARKET HISTORY

MONTH	JUNE	JULY	AUG	SEPT	OCT	CURRENT	AVERAGE
AVERAGE ASK PRICE	\$59.7M	\$58.6M	\$58.7M	\$58.7M	\$57.8M	\$57.2M	\$58.5M
NUMBER FOR SALE	15	15	15	15	14	13	15
ACTIVE FLEET	317	317	318	319	319	318	318
PERCENTAGE FOR SALE	5%	5%	5%	6%	4%	4%	5%
AVERAGE YEAR	2014	2014	2104	2014	2014	2014	2014
AVERAGE DAYS ON MARKET	379	357	383	404	419	467	402
AVERAGE AIRFRAME TIME	651	641	581	597	708	788	661
TRANSACTIONS	0	0	0	0	3	TBD	3 TOTAL

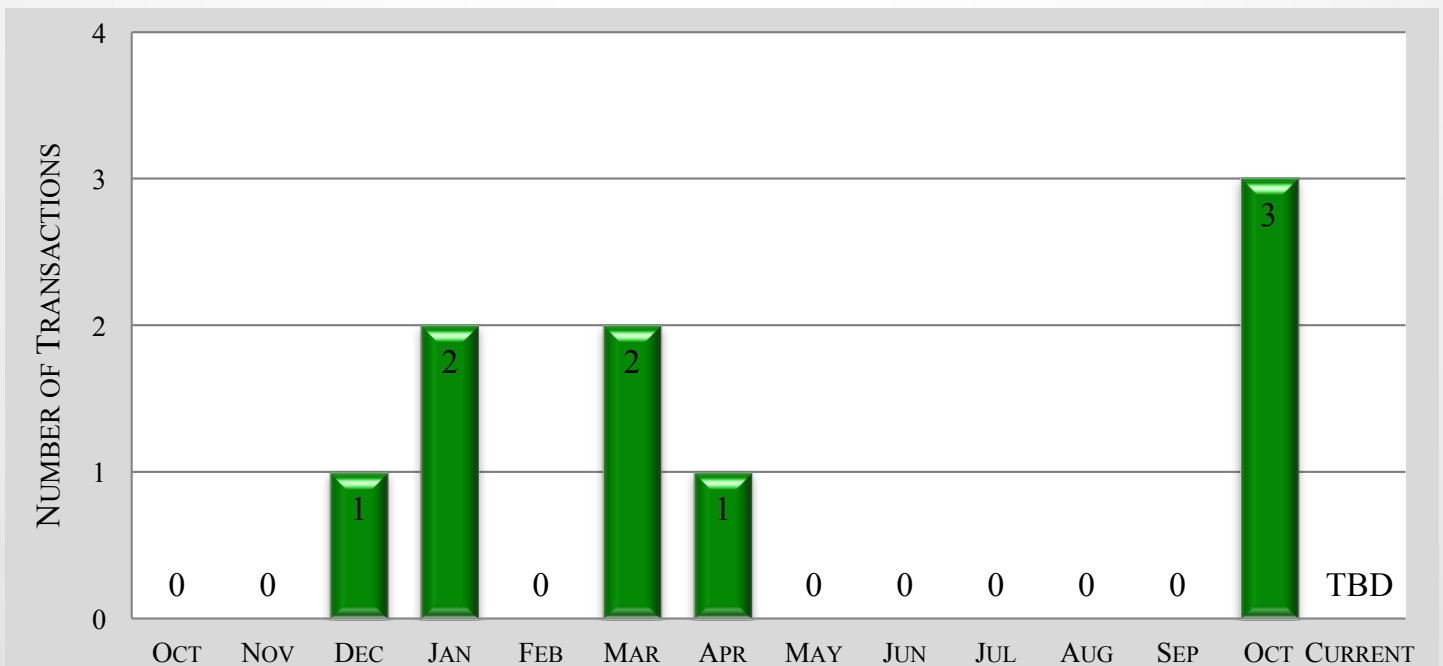
### GULFSTREAM G650/ER – 12 MONTH FOR SALE INVENTORY HISTORY



## GULFSTREAM G650/ER – 12 MONTH ASKING PRICE TREND



## GULFSTREAM G650/ER – 12 MONTH TRANSACTION HISTORY



## GULFSTREAM G650/ER – AIRCRAFT BLUE BOOK VALUATIONS

YEAR	AVERAGE RETAIL	AVERAGE WHOLESALE	TREND
2012ER	\$50,000,000	\$44,378,000	NO CHANGE
2013ER	\$53,000,000	\$47,040,000	NO CHANGE
2014ER	\$55,000,000	\$48,815,000	NO CHANGE
2015ER	\$57,000,000	\$50,590,000	NO CHANGE
2016ER	\$62,000,000	\$55,028,000	NO CHANGE
2017ER	\$72,500,000	\$64,347,000	NO CHANGE

## GULFSTREAM G650/ER – VREF VALUATIONS

YEAR	AVERAGE RETAIL	AVERAGE WHOLESALE	TREND
2012	\$47,000,000	\$43,240,000	NO CHANGE
2013	\$49,000,000	\$45,080,000	NO CHANGE
2014	\$51,000,000	\$46,920,000	NO CHANGE
2015	\$52,500,000	\$47,250,000	NO CHANGE
2015ER	\$56,000,000	\$51,520,000	NO CHANGE
2016	\$55,000,000	\$49,500,000	NO CHANGE
2016ER	\$59,000,000	\$53,218,000	NO CHANGE
2017	\$64,000,000	\$57,728,000	-\$3,400,000
2017ER	\$66,000,000	\$59,532,000	-\$3,400,000

*The above data is valid from October through December.*

GULFSTREAM G650/ER MARKET DETAILS AS OF OCTOBER 2017  
ARRANGED BY YEAR

YEAR	DAYS ON MARKET	ASK PRICE	AIRFRAME TOTAL TIME	LOCATION
2012	844	\$52,950,000	2,002	U.S.A.
2013	258	\$45,500,000	834	Europe
2013	770	\$49,900,000	1,125	U.S.A.
2013	901	\$50,000,000	922	U.S.A.
2013	411	\$56,900,000	618	U.S.A.
2014	153	\$53,900,000	1,382	Europe
2015	515	\$62,500,000	674	Asia
2015	70	\$54,995,000	1,570	Europe
2015	547	\$59,500,000	706	New Zealand
2016	634	\$62,850,000	125	U.S.A.
2016	453	\$66,950,000	150	Europe
2016	411	\$63,000,000	105	U.S.A.
2017	104	\$65,250,000	35	Europe

GULFSTREAM G650/ER MARKET DETAILS AS OF OCTOBER 2017  
ARRANGED BY DAYS ON MARKET

YEAR	DAYS ON MARKET	ASK PRICE	AIRFRAME TOTAL TIME	LOCATION
2015	70	\$54,995,000	1,570	Europe
2017	104	\$65,250,000	35	Europe
2014	153	\$53,900,000	1,382	Europe
2013	258	\$45,500,000	834	Europe
2013	411	\$56,900,000	618	U.S.A.
2016	411	\$63,000,000	105	U.S.A.
2016	453	\$66,950,000	150	Europe
2015	515	\$62,500,000	674	Asia
2015	547	\$59,500,000	706	New Zealand
2016	634	\$62,850,000	125	U.S.A.
2013	770	\$49,900,000	1,125	U.S.A.
2012	844	\$52,950,000	2,002	U.S.A.
2013	901	\$50,000,000	922	U.S.A.

GULFSTREAM G650/ER MARKET DETAILS AS OF OCTOBER 2017  
ARRANGED BY ASKING PRICE

YEAR	DAYS ON MARKET	ASK PRICE	AIRFRAME TOTAL TIME	LOCATION
2017	104	\$65,250,000	35	Europe
2016	411	\$63,000,000	105	U.S.A.
2016	634	\$62,850,000	125	U.S.A.
2016	453	\$66,950,000	150	Europe
2013	411	\$56,900,000	618	U.S.A.
2015	515	\$62,500,000	674	Asia
2015	547	\$59,500,000	706	New Zealand
2013	258	\$45,500,000	834	Europe
2013	901	\$50,000,000	922	U.S.A.
2013	770	\$49,900,000	1,125	U.S.A.
2014	153	\$53,900,000	1,382	Europe
2015	70	\$54,995,000	1,570	Europe
2012	844	\$52,950,000	2,002	U.S.A.



GULFSTREAM G650/ER MARKET DETAILS AS OF OCTOBER 2017  
ARRANGED BY TOTAL TIME ON AIRFRAME

YEAR	DAYS ON MARKET	ASK PRICE	AIRFRAME TOTAL TIME	LOCATION
2017	104	\$65,250,000	35	Europe
2016	411	\$63,000,000	105	U.S.A.
2016	634	\$62,850,000	125	U.S.A.
2016	453	\$66,950,000	150	Europe
2013	411	\$56,900,000	618	U.S.A.
2015	515	\$62,500,000	674	Asia
2015	547	\$59,500,000	706	New Zealand
2013	258	\$45,500,000	834	Europe
2013	901	\$50,000,000	922	U.S.A.
2013	770	\$49,900,000	1,125	U.S.A.
2014	153	\$53,900,000	1,382	Europe
2015	70	\$54,995,000	1,570	Europe
2012	844	\$52,950,000	2,002	U.S.A.

GULFSTREAM G650/ER MARKET DETAILS AS OF OCTOBER 2017  
ARRANGED BY LOCATION

YEAR	DAYS ON MARKET	ASK PRICE	AIRFRAME TOTAL TIME	LOCATION
2015	515	\$62,500,000	674	Asia
2017	104	\$65,250,000	35	Europe
2016	453	\$66,950,000	150	Europe
2013	258	\$45,500,000	834	Europe
2014	153	\$53,900,000	1,382	Europe
2015	70	\$54,995,000	1,570	Europe
2015	547	\$59,500,000	706	New Zealand
2016	411	\$63,000,000	105	U.S.A.
2016	634	\$62,850,000	125	U.S.A.
2013	411	\$56,900,000	618	U.S.A.
2013	901	\$50,000,000	922	U.S.A.
2013	770	\$49,900,000	1,125	U.S.A.
2012	844	\$52,950,000	2,002	U.S.A.



## GULFSTREAM G650/ER MARKET DETAILS AS OF OCTOBER 2017 RECENT CHANGES TO FOR-SALE INVENTORY

YEAR	DAYS ON MARKET	ASK PRICE	AIRFRAME TOTAL TIME	LOCATION	STATUS
2013	737	\$52,995,000	741	U.S.A.	Sold 2017-10
2014	244	\$52,700,000	1,232	U.S.A.	Sold 2017-10
2014	90	\$55,000,000	643	New Zealand	Sold 2017-10
2016	134	\$66,000,000	29	U.S.A.	Sold 2017-11
2016	190	\$61,950,000	284	Asia	Deal Pending 2017-12

### **Disclaimer**

Market changes are based on responses from sellers and agents. These changes have been reported, but not yet confirmed. Altus Aviation offers the details of these aircraft in good faith but cannot guarantee or warrant the accuracy of this information nor warrant the condition of the aircraft. A buyer should instruct his agents, or his surveyors, to investigate such details as the buyer desires validated. These aircraft are offered subject to prior sale, price change, or withdrawal without notice.



The disclosures contained in research documents produced by Altus Aviation shall be governed by and construed in accordance with U.S. law. Altus Aviation specifically prohibits the redistribution of this document in whole or in part without the written permission of Altus Aviation and therefore Altus Aviation accepts no liability whatsoever for the actions of third parties in this respect. Images May depict objects or elements that are protected by third party copyright, trademarks and other intellectual property rights. © Altus Aviation 2016. All rights reserved.