



# GULFSTREAM G650 MARKET OVERVIEW

## SEPTEMBER 2017



## GULFSTREAM G650/ER MARKET OVERVIEW SEPTEMBER 2017

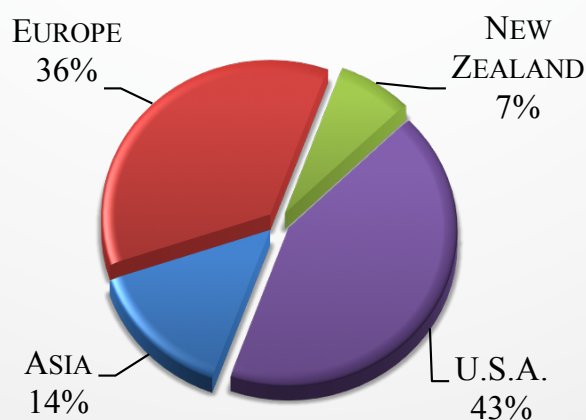
Currently, there are 9 Gulfstream G650s for sale of 207 aircraft,  
 representing 4% of the active fleet,  
 and 5 Gulfstream G650ERs for sale of 112 aircraft, representing 4% of the active fleet.

### CURRENT GULFSTREAM G650/ER MARKET SUMMARY

AIRCRAFT SUMMARY	LOW	HIGH	AVERAGE
ASKING PRICE	\$45,500,000	\$66,950,000	\$57,764,000
AIRFRAME TOTAL TIME	105	1,754	708
MANUFACTURE YEAR	2012	2017	2014
DAYS ON MARKET	71	868	419

*FIGURES BASED ON ASKING PRICES, NOT SALES PRICES. BASED ON 14 AIRCRAFT PRICES AND 14 AIRCRAFT FOR SALE*

### CURRENT GULFSTREAM G650/ER MARKET BY SELLER LOCATION

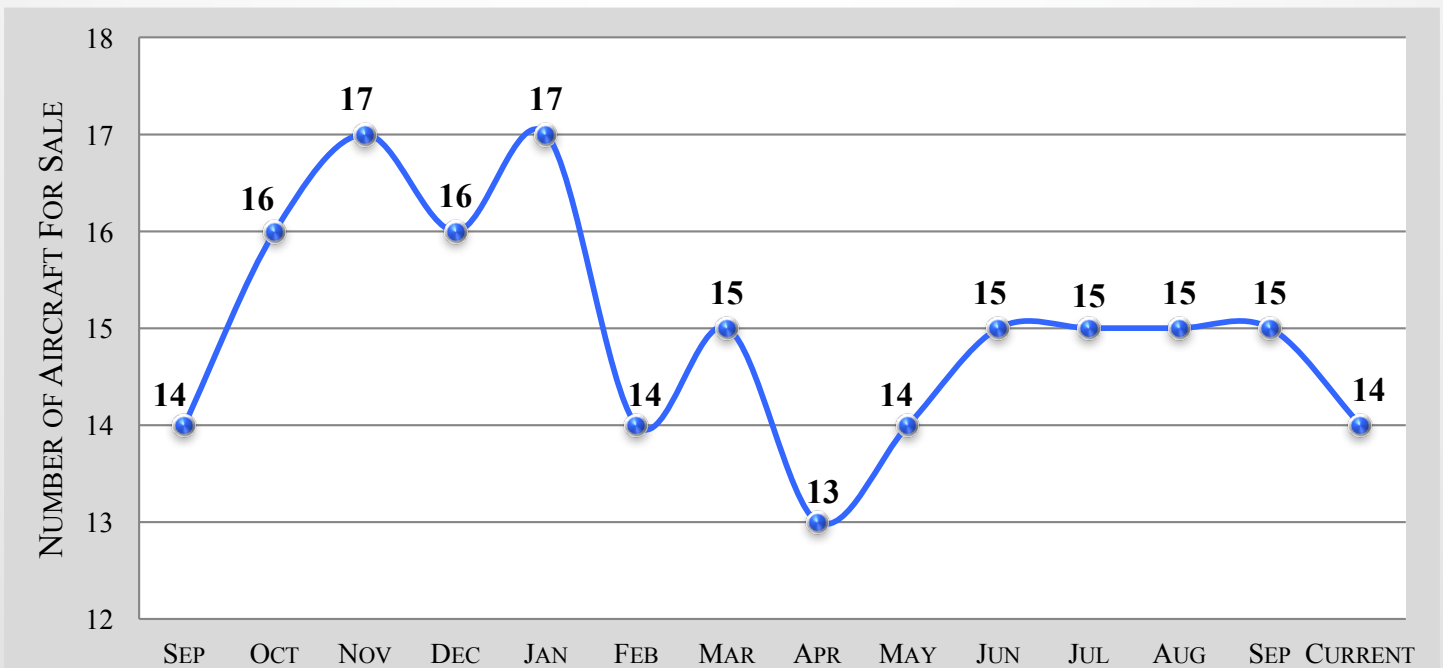




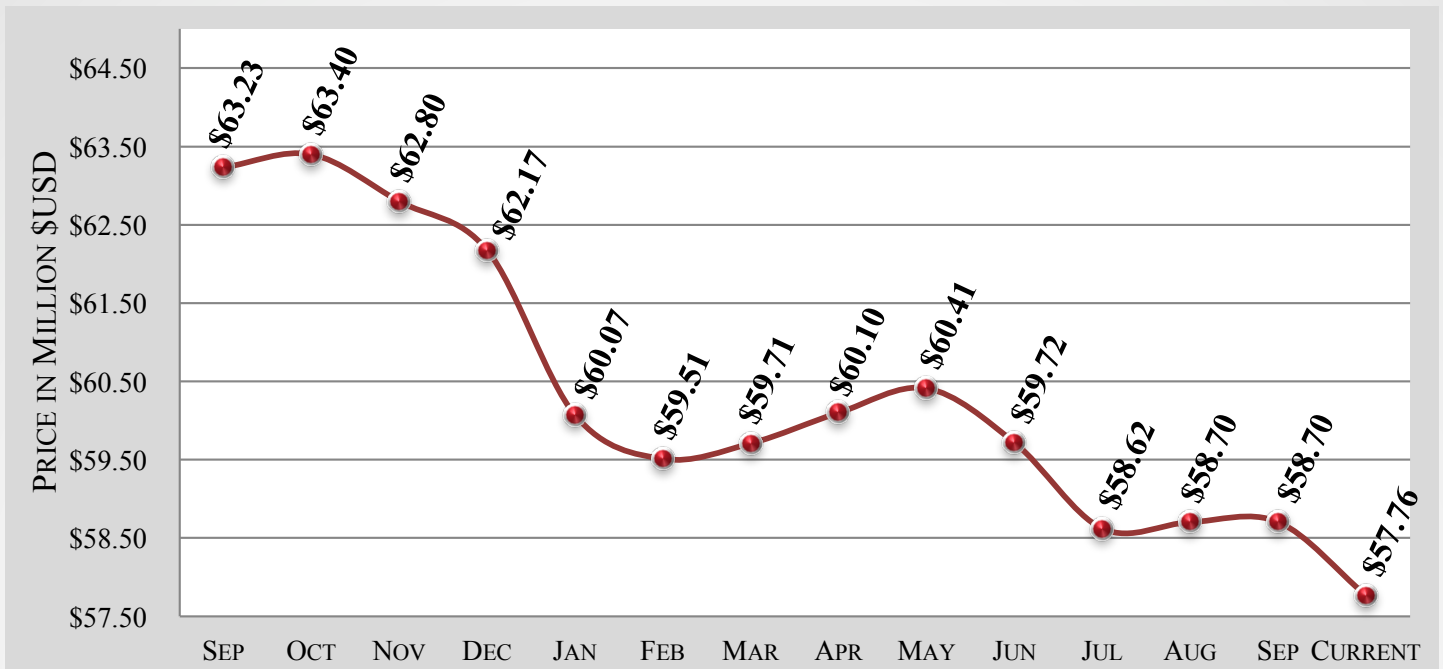
GULFSTREAM G650/ER – 6 MONTH MARKET HISTORY

MONTH	MAY	JUNE	JULY	AUG	SEPT	CURRENT	AVERAGE
AVERAGE ASK PRICE	\$60.4M	\$59.7M	\$58.6M	\$58.7M	\$58.7M	\$57.8M	\$59.0M
NUMBER FOR SALE	14	15	15	15	15	14	15
ACTIVE FLEET	316	317	317	318	319	319	316
PERCENTAGE FOR SALE	4%	5%	5%	5%	6%	4%	5%
AVERAGE YEAR	2014	2014	2014	2104	2014	2014	2014
AVERAGE DAYS ON MARKET	342	379	357	383	404	419	381
AVERAGE AIRFRAME TIME	639	651	641	581	597	708	636
TRANSACTIONS	0	0	0	0	0	TBD	0 TOTAL

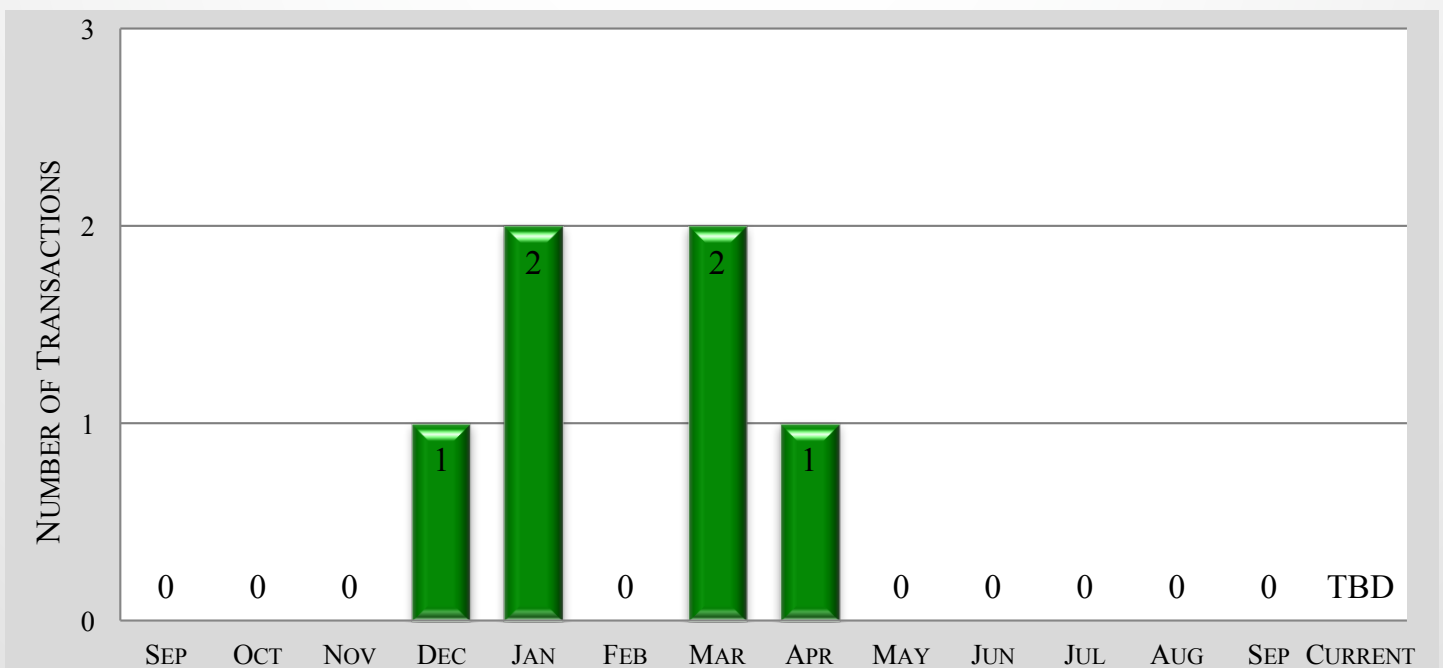
GULFSTREAM G650/ER – 12 MONTH FOR SALE INVENTORY HISTORY



## GULFSTREAM G650/ER – 12 MONTH ASKING PRICE TREND



## GULFSTREAM G650/ER – 12 MONTH TRANSACTION HISTORY



## GULFSTREAM G650/ER – AIRCRAFT BLUE BOOK VALUATIONS

YEAR	AVERAGE RETAIL	AVERAGE WHOLESALE	TREND
2012ER	\$50,000,000	\$44,378,000	+\$1,776,000
2013ER	\$53,000,000	\$47,040,000	+\$2,662,000
2014ER	\$55,000,000	\$48,815,000	+\$887,000
2015ER	\$57,000,000	\$50,590,000	+\$887,000
2016ER	\$65,000,000	\$57,691,000	NO CHANGE
2017ER	\$72,500,000	\$64,347,000	NO CHANGE

## GULFSTREAM G650/ER – VREF VALUATIONS

YEAR	AVERAGE RETAIL	AVERAGE WHOLESALE	TREND
2012	\$48,000,000	\$44,160,000	-\$3,000,000
2013	\$50,000,000	\$46,000,000	-\$3,000,000
2014	\$52,000,000	\$47,840,000	-\$3,000,000
2015	\$53,600,000	\$48,240,000	-\$3,000,000
2015ER	\$59,000,000	\$54,280,000	-\$4,000,000
2016	\$56,000,000	\$50,400,000	-\$3,000,000
2016ER	\$62,000,000	\$55,924,000	-\$4,000,000
2017	\$67,400,000	\$60,794,800	NO CHANGE
2017ER	\$69,400,000	\$62,598,800	NO CHANGE

*The above data is valid from July through September.*

GULFSTREAM G650/ER MARKET DETAILS AS OF SEPTEMBER 2017  
ARRANGED BY YEAR

YEAR	DAYS ON MARKET	ASK PRICE	AIRFRAME TOTAL TIME	LOCATION
2012	252	\$45,500,000	797	Europe
2012	811	\$52,950,000	1,754	U.S.A.
2013	737	\$49,900,000	1,125	U.S.A.
2013	868	\$50,000,000	815	U.S.A.
2013	378	\$56,900,000	618	U.S.A.
2014	120	\$53,900,000	1,382	Europe
2015	482	\$62,500,000	674	Asia
2015	601	\$62,850,000	125	U.S.A.
2015	80	\$54,995,000	1,345	Europe
2015	514	\$59,500,000	706	New Zealand
2016	420	\$66,950,000	150	Europe
2016	157	\$64,000,000	284	Asia
2016	378	\$63,000,000	105	U.S.A.
2017	71	\$65,750,000	35	Europe

GULFSTREAM G650/ER MARKET DETAILS AS OF SEPTEMBER 2017  
ARRANGED BY DAYS ON MARKET

YEAR	DAYS ON MARKET	ASK PRICE	AIRFRAME TOTAL TIME	LOCATION
2017	71	\$65,750,000	35	Europe
2015	80	\$54,995,000	1,345	Europe
2014	120	\$53,900,000	1,382	Europe
2016	157	\$64,000,000	284	Asia
2012	252	\$45,500,000	797	Europe
2013	378	\$56,900,000	618	U.S.A.
2016	378	\$63,000,000	105	U.S.A.
2016	420	\$66,950,000	150	Europe
2015	482	\$62,500,000	674	Asia
2015	514	\$59,500,000	706	New Zealand
2015	601	\$62,850,000	125	U.S.A.
2013	737	\$49,900,000	1,125	U.S.A.
2012	811	\$52,950,000	1,754	U.S.A.
2013	868	\$50,000,000	815	U.S.A.

GULFSTREAM G650/ER MARKET DETAILS AS OF SEPTEMBER 2017  
ARRANGED BY ASKING PRICE

YEAR	DAYS ON MARKET	ASK PRICE	AIRFRAME TOTAL TIME	LOCATION
2012	252	\$45,500,000	797	Europe
2013	737	\$49,900,000	1,125	U.S.A.
2013	868	\$50,000,000	815	U.S.A.
2012	811	\$52,950,000	1,754	U.S.A.
2014	120	\$53,900,000	1,382	Europe
2015	80	\$54,995,000	1,345	Europe
2013	378	\$56,900,000	618	U.S.A.
2015	514	\$59,500,000	706	New Zealand
2015	482	\$62,500,000	674	Asia
2015	601	\$62,850,000	125	U.S.A.
2016	378	\$63,000,000	105	U.S.A.
2016	157	\$64,000,000	284	Asia
2017	71	\$65,750,000	35	Europe
2016	420	\$66,950,000	150	Europe



GULFSTREAM G650/ER MARKET DETAILS AS OF SEPTEMBER 2017  
ARRANGED BY TOTAL TIME ON AIRFRAME

YEAR	DAYS ON MARKET	ASK PRICE	AIRFRAME TOTAL TIME	LOCATION
2017	71	\$65,750,000	35	Europe
2016	378	\$63,000,000	105	U.S.A.
2015	601	\$62,850,000	125	U.S.A.
2016	420	\$66,950,000	150	Europe
2016	157	\$64,000,000	284	Asia
2013	378	\$56,900,000	618	U.S.A.
2015	482	\$62,500,000	674	Asia
2015	514	\$59,500,000	706	New Zealand
2012	252	\$45,500,000	797	Europe
2013	868	\$50,000,000	815	U.S.A.
2013	737	\$49,900,000	1,125	U.S.A.
2015	80	\$54,995,000	1,345	Europe
2014	120	\$53,900,000	1,382	Europe
2012	811	\$52,950,000	1,754	U.S.A.

GULFSTREAM G650/ER MARKET DETAILS AS OF SEPTEMBER 2017  
ARRANGED BY LOCATION

YEAR	DAYS ON MARKET	ASK PRICE	AIRFRAME TOTAL TIME	LOCATION
2016	157	\$64,000,000	284	Asia
2015	482	\$62,500,000	674	Asia
2017	71	\$65,750,000	35	Europe
2016	420	\$66,950,000	150	Europe
2012	252	\$45,500,000	797	Europe
2015	80	\$54,995,000	1,345	Europe
2014	120	\$53,900,000	1,382	Europe
2015	514	\$59,500,000	706	New Zealand
2016	378	\$63,000,000	105	U.S.A.
2015	601	\$62,850,000	125	U.S.A.
2013	378	\$56,900,000	618	U.S.A.
2013	868	\$50,000,000	815	U.S.A.
2013	737	\$49,900,000	1,125	U.S.A.
2012	811	\$52,950,000	1,754	U.S.A.



## GULFSTREAM G650/ER MARKET DETAILS AS OF SEPTEMBER 2017 RECENT CHANGES TO FOR-SALE INVENTORY

YEAR	DAYS ON MARKET	ASK PRICE	AIRFRAME TOTAL TIME	LOCATION	STATUS
2013	737	\$52,995,000	741	U.S.A.	Sold 2017-10
2014	244	\$52,700,000	1,232	U.S.A.	Sold 2017-10
2014	90	\$55,000,000	643	New Zealand	Sold 2017-10
2016	134	\$66,000,000	29	U.S.A.	Sold 2017-11

### **Disclaimer**

*Market changes are based on responses from sellers and agents. These changes have been reported, but not yet confirmed. Altus Aviation offers the details of these aircraft in good faith but cannot guarantee or warrant the accuracy of this information nor warrant the condition of the aircraft. A buyer should instruct his agents, or his surveyors, to investigate such details as the buyer desires validated. These aircraft are offered subject to prior sale, price change, or withdrawal without notice.*



# GULFSTREAM G650 MARKET OVERVIEW

## SEPTEMBER 2017



The disclosures contained in research documents produced by Altus Aviation shall be governed by and construed in accordance with U.S. law. Altus Aviation specifically prohibits the redistribution of this document in whole or in part without the written permission of Altus Aviation and therefore Altus Aviation accepts no liability whatsoever for the actions of third parties in this respect. Images May depict objects or elements that are protected by third party copyright, trademarks and other intellectual property rights. © Altus Aviation 2016. All rights reserved.